

Select Institutional Crypto Products - May 2023 Recap

YOU ARE RESPONSIBLE FOR DETERMINING WHETHER ANYTHING CONTAINED HEREIN IS SUITABLE FOR YOUR PARTICULAR CIRCUMSTANCES, AND FOR SEEKING PROFESSIONAL TAX, LEGAL, AND/OR INVESTMENT ADVICE AS APPROPRIATE. PLEASE SEE THE OTHER DISCLAIMERS AT THE END OF THIS REPORT.

Issuer	Name	Ticker	Domicile	Primary Exchange	Inception Date	AUM*	MoM Change
21 Shares	21Shares Binance BNB ETP	ABNB	Switzerland	BX Swiss	13-Oct-2019	\$316,427,000	-5.04%
21 Shares	21Shares Bitcoin ETP	ABTC	Switzerland	SIX	24-Feb-2019	\$250,615,000	-11.97%
21 Shares	21Shares Ethereum ETP	AETH	Switzerland	SIX	3-Mar-2019	\$236,483,000	-1.71%
21 Shares	21Shares Crypto Basket Index ETP	HODL	Switzerland	SIX	19-Nov-2018	\$104,048,000	-6.26%
21 Shares	21Shares Ripple XRP ETP	AXRP	Switzerland	SIX	31-Mar-2019	\$38,352,000	9.27%
21 Shares	Sygnum Platform Winners Index ETP	MOON	Switzerland	SIX	2-Dec-2019	\$35,161,000	-10.75%
21 Shares	21Shares Solana ETP	ASOL	Switzerland	SIX	28-Jun-2021	\$32,092,000	0.55%
21 Shares	21Shares Cardano ETP	AADA	Switzerland	SIX	22-Apr-2021	\$27,328,000	-5.04%
21 Shares	21Shares Bitcoin Suisse Index ETP	ABBA	Switzerland	SIX	2-Oct-2019	\$27,233,000	-4.55%
21 Shares	21Shares Polygon ETP	POLY	Switzerland	SIX	16-Nov-2021	\$23,443,000	-10.43%
21 Shares	21Shares Polkadot ETP	ADOT	Switzerland	SIX	2-Feb-2021	\$14,242,000	-9.38%
21 Shares	21Shares Short Bitcoin ETP	SBTC	Switzerland	SIX	20-Jan-2020	\$9,499,000	1.26%
21 Shares	21Shares Tezos ETP	AXTZ	Switzerland	SIX	12-Nov-2019	\$6,748,000	-6.73%
21 Shares	21Shares Crypto Basket 10 ETP	HODLX	Switzerland	SIX	27-Sep-2021	\$6,365,000	0.27%
21 Shares	21Shares Bitcoin Core ETP	CBTC	Switzerland	SIX	27-Jun-2022	\$5,314,000	8.83%
21 Shares	21Shares Avalanche ETP	AVAX	Switzerland	SIX	17-Nov-2021	\$4,565,000	-6.53%
21 Shares	21Shares Crypto Basket Equal Weight ETP	HODLV	Switzerland	SIX	27-Sep-2021	\$4,478,000	-2.25%
21 Shares	21Shares Bytetrete BOLD ETP	BOLD	Switzerland	SIX	25-Apr-2022	\$4,159,000	5.24%
21 Shares	21Shares Bitcoin Cash ETP	ABCH	Switzerland	SIX	2-Jul-2019	\$3,282,000	-10.96%

Issuer	Name	Ticker	Domicile	Primary Exchange	Inception Date	AUM*	MoM Change
21 Shares	21Shares Stellar ETP	AXLM	Switzerland	SIX	22-Apr-2021	\$2,740,000	-4.06%
21 Shares	21Shares Crypto Mid-Cap Index ETP	ALTS	Switzerland	SIX	12-Dec-2021	\$1,861,000	-14.98%
21 Shares	21Shares Uniswap ETP	AUNI	Switzerland	BX Swiss	30-Jan-2022	\$1,333,000	9.35%
21 Shares	21Shares Chainlink ETP	LINK	Switzerland	BX Swiss	30-Jan-2022	\$1,236,000	-7.90%
21 Shares	21Shares Ethereum Core ETP	CETH	Switzerland	SIX	19-Sep-2022	\$1,230,000	-1.44%
21 Shares	21Shares Aave ETP	AAVE	Switzerland	BX Swiss	30-Jan-2022	\$1,217,000	-9.18%
21 Shares	21Shares Cosmos ETP	ATOM	Switzerland	SIX	18-Jan-2022	\$841,000	-9.38%
21 Shares	21Shares Algorand ETP	ALGO	Switzerland	SIX	21-Nov-2021	\$837,000	-18.90%
21 Shares	21Shares Fantom ETP	AFTM	Switzerland	BX Swiss	15-Mar-2022	\$813,000	-24.93%
21 Shares	21Shares Short Ethereum ETP	SHETH	Switzerland	SIX	19-Sep-2022	\$674,000	-0.44%
21 Shares	21Shares The Sandbox ETP	SAND	Switzerland	BX Swiss	3-Apr-2022	\$571,000	46.04%
21 Shares	21Shares Decentraland ETP	MANA	Switzerland	BX Swiss	8-Feb-2022	\$452,000	-15.20%
21 Shares	21Shares Staking Basket Index ETP	STAKE	Switzerland	BX Swiss	16-Jan-2023	\$257,000	-7.22%
21 Shares	21Shares Stacks Staking ETP	ASTX	Switzerland	BX Swiss	2-Apr-2023	\$67,000	-16.25%
3iQ	The Bitcoin Fund Class A	QBTC.U	Canada	TSX	9-Apr-2020	\$225,608,000	-3.49%
3iQ	The Ether Fund	QETH.U	Canada	TSX	10-Dec-2020	\$176,057,000	2.36%
3iQ	3iQ CoinShares Bitcoin ETF	BTCQ.U	Canada	TSX	31-Mar-2021	\$56,778,000	-8.33%
3iQ	3iQ CoinShares Ether ETF	ETHQ.U	Canada	TSX	19-Apr-2021	\$20,007,000	-0.46%
3iQ	3iQ Global Cryptoasset Fund	QGCF	Canada	TSX	3-Apr-2018	\$1,798,000	-6.35%
Bitcoin Capital AG	15 FiCAS Active Crypto ETP	BTCA	Switzerland	SIX	15-Jul-2020	\$6,330,000	-6.36%
CI Galaxy	CI Galaxy Ethereum ETF	ETHX.B	Canada	TSX	16-Apr-2021	\$229,540,000	2.68%
CI Galaxy	CI Galaxy Bitcoin ETF	BTCX.B	Canada	TSX	5-Mar-2021	\$152,580,000	-0.23%
CI Galaxy	CI Galaxy Bitcoin ETF - U\$	BTCX.U	Canada	TSX	5-Mar-2021	\$76,220,000	-6.20%
CI Galaxy	CI Galaxy Ethereum ETF - U\$	ETHX.U	Canada	TSX	16-Apr-2021	\$75,940,000	3.84%
CI Galaxy	CI Galaxy Multi-Crypto ETF	CMCX.B	Canada	TSX	28-Jan-2022	\$7,007,000	1.29%
CI Galaxy	CI Galaxy Multi-Crypto ETF - U\$	CMCX.U	Canada	TSX	28-Jan-2022	\$527,000	1.15%
CoinShares	CoinShares Physical Bitcoin	BITC	Jersey	SIX	19-Jan-2021	\$275,902,000	-11.97%
CoinShares	CoinShares Physical Ethereum	ETHE	Jersey	SIX	23-Feb-2021	\$135,372,000	-3.21%
CoinShares	CoinShares Physical Staked Solana	SLNC	Jersey	XETRA	23-Mar-2022	\$22,731,000	-13.75%
CoinShares	CoinShares Physical XRP	XRPL	Jersey	SIX	13-Apr-2021	\$10,586,000	-1.07%
CoinShares	CoinShares Physical Staked Cardano	CSDA	Jersey	XETRA	11-Mar-2022	\$4,860,000	-5.61%

Issuer	Name	Ticker	Domicile	Primary Exchange	Inception Date	AUM*	MoM Change
CoinShares	CoinShares Physical Litecoin	LITE	Jersey	SIX	6-Apr-2021	\$4,784,000	15.78%
CoinShares	CoinShares Physical Staked Algorand	RAND	Jersey	SIX	14-Jul-2022	\$3,438,000	-9.10%
CoinShares	CoinShares Physical Staked Matic	CPYG	Jersey	SIX	21-Jun-2022	\$3,249,000	-1.78%
CoinShares	CoinShares Physical Staked Tezos	XTZS	Jersey	XETRA	26-Jan-2022	\$2,308,000	-8.05%
CoinShares	CoinShares Physical Staked Polkadot	CDOT	Jersey	XETRA	26-Jan-2022	\$1,632,000	-4.51%
CoinShares	CoinShares Physical Staked Cosmos	COMS	Jersey	SIX	21-Jun-2022	\$1,268,000	-5.23%
CoinShares	CoinShares Physical Chainlink	CCHA	Jersey	SIX	4-May-2022	\$613,000	0.33%
CoinShares	CoinShares Physical Uniswap	CIWP	Jersey	SIX	4-May-2022	\$565,000	-8.43%
CoinShares	CoinShares Physical Top 10 Crypto Market	CTEN	Jersey	SIX	24-Mar-2023	\$285,000	137.50%
CoinShares	CoinShares Physical Smart Contract Platform	CSSC	Jersey	SIX	24-Mar-2023	\$102,000	-6.42%
Crypto Finance	CF Crypto Momentum ETP	CFMOM*	Switzerland	BX Swiss	12-May-2023	\$0	-
Crypto Finance	CF Crypto Web 3.0 ETP	CFWB3*	Switzerland	BX Swiss	12-May-2023	\$0	-
CSOP Asset	CSOP Bitcoin Futures ETF	3066 HK	Hong Kong	HKSE	16-Dec-2022	\$27,792,000	-8.81%
CSOP Asset	CSOP Ether Futures ETF	3068 HK	Hong Kong	HKSE	16-Dec-2022	\$11,210,000	-2.06%
Deutsche Digital Assets	DDA Physical Bitcoin ETP	XBTI	Germany	XETRA	15-Apr-2021	\$7,000,000	9.38%
Deutsche Digital Assets	DDA Physical Ethereum ETP	IETH	Liechtenstein	XETRA	14-Dec-2021	\$1,300,000	18.18%
Deutsche Digital Assets	DDA Physical ApeCoin ETP	IAPE	Liechtenstein	Boerse Stuttgart	26-May-2022	\$120,000	0.00%
ETC Group	ETC Group Physical Bitcoin	BTCE	Germany	XETRA	9-Jun-2020	\$458,150,000	-17.32%
ETC Group	ETC Group Physical Ethereum	ZETH	Germany	XETRA	9-Feb-2021	\$62,382,000	-3.18%
ETC Group	ETC Group Physical Litecoin	ELTC	Germany	XETRA	22-Mar-2021	\$5,014,000	1.89%
ETC Group	ETC Group Physical Solana	ESOL	Germany	XETRA	29-Nov-2021	\$1,146,000	6.11%
ETC Group	ETC Group MSCI Digital Assets Select 20 ETP	DA20	Germany	XETRA	28-Mar-2023	\$1,090,000	136.96%
ETC Group	ETC Group Physical XRP	GXRP	Germany	XETRA	8-April-2022	\$664,000	42.18%
ETC Group	ETC Group Physical Cardano	RDAN	Germany	XETRA	29-Nov-2021	\$441,000	-3.92%
ETC Group	ETC Group Physical Polygon	MTCE	Germany	XETRA	22-Mar-2022	\$311,000	-8.53%
ETC Group	ETC Group Physical Polkadot	PLKA	Germany	XETRA	29-Nov-2021	\$167,000	-8.74%
Evolve	Evolve Bitcoin ETF	EBIT	Canada	TSX	19-Feb-2021	\$79,454,000	-5.88%
Evolve	Evolve Ethereum ETF	ETHR	Canada	TSX	20-Apr-2021	\$51,583,000	-0.31%
Evolve	Evolve Cryptocurrencies ETF	ETC	Canada	TSX	29-Sep-2021	\$19,847,000	-1.14%

Issuer	Name	Ticker	Domicile	Primary Exchange	Inception Date	AUM*	MoM Change
Fidelity	Fidelity Physical Bitcoin ETP	FBTC	Germany	XETRA	10-Feb-2022	\$5,110,000	-30.38%
Global X -21 Shares	ETFS 21Shares Bitcoin ETF	EBTC	Australia	CBOE	9-May-2022	\$7,133,000	3.78%
Global X -21 Shares	ETFS 21Shares Ethereum ETF	EETH	Australia	CBOE	9-May-2022	\$3,229,000	8.25%
Global X ETF	Blockchain & Bitcoin Strategy ETF	BITS	United States	Nasdaq	15-Nov-2021	\$11,510,000	6.08%
Global X ETF	Global X Bitcoin ETP	BTOX	Jersey	XETRA	8-March-2022	\$2,623,000	-4.96%
Global X ETF	Global X Ethereum ETP	ETOX	Jersey	XETRA	8-March-2022	\$1,838,000	-34.98%
Global X ETF	Global X Chainlink ETP	LIOX	Jersey	XETRA	13-March-2023	\$48,000	-10.15%
Global X ETF	Global X Aave ETP	AVMX	Jersey	XETRA	13-March-2023	\$38,000	-12.28%
Global X ETF	Global X Uniswap ETP	UNIX	Jersey	XETRA	13-March-2023	\$37,000	-10.54%
Hashdex	Hashdex Nasdaq Crypto Index ETF	HASH11	Cayman	BSX	22-Apr-2021	\$241,055,000	-3.58%
Hashdex	Hashdex Nasdaq Bitcoin Reference Price FI	BITH11	Cayman	BSX	8-Mar-2021	\$38,280,000	-11.20%
Hashdex	Hashdex Nasdaq Ethereum Reference Price FI	ETHE11	Cayman	BSX	17-Aug-2021	\$20,400,000	-0.36%
Hashdex	Hashdex Nasdaq Crypto Index Europe ETP	HASH	Switzerland	SIX	2-May-2022	\$12,060,000	-5.78%
Hashdex	Hashdex DeFi Index Index Fund	DEFI11	Cayman	BSX	16-Feb-2022	\$3,550,000	-8.25%
Hashdex	Hashdex Smart Contract Platforms FI	WEB311	Cayman	BSX	29-Mar-2022	\$1,500,000	-5.78%
Hashdex	Hashdex Crypto Momentum Factor ETP	HAMO	Switzerland	SIX	7-Nov-2022	\$1,290,000	-2.27%
Hashdex	Hashdex Crypto Metaverse FI	META11	Cayman	SIX	31-May-2022	\$527,000	-13.18%
Helveteq	Helveteq Bitcoin Zero ETP	BTCO2	Switzerland	SIX	11-Apr-2022	\$5,840,000	0.71%
Helveteq	Helveteq Ethereum Zero ETP	ETH2O	Switzerland	SIX	11-Apr-2022	\$4,300,000	0.51%
Invesco	Invesco Physical Bitcoin Fund	BTIC	Germany	XETRA	26-Nov-2021	\$81,363,000	-7.81%
Investo	Investo Smart Contract Index	BLOK11	Brazil	B3	22-Jun-2022	\$1,704,000	-6.83%
Investo	Investo NFT Index	NFTS11	Brazil	B3	4-Apr-2022	\$1,201,000	-12.91%
Ninepoint	Ninepoint Web3 Innovators Fund	TKN*	Canada	TSX	27-Jan-2021	\$18,280,000	-17.47%
Pando Asset	Pando Asset Crypto Bitcoin	PBTC	Switzerland	SIX	21-Sep-2022	\$1,470,000	-8.13%
Pando Asset	Pando Asset Crypto Ethereum	PETH	Switzerland	SIX	21-Sep-2022	\$1,420,000	-1.39%
Pando Asset	Pando Asset Crypto 6 ETP	PNDS	Switzerland	SIX	21-Sep-2022	\$1,170,000	-6.40%
ProShares	ProShares Bitcoin Strategy ETF	BITO	United States	NYSE Arca	19-Oct-2021	\$891,243,000	-3.86%
Purpose	Purpose Bitcoin ETF	BTCC	Canada	TSX	11-Feb-2021	\$618,950,000	-4.37%
Purpose	Purpose Ethereum ETF	ETHH	Canada	TSX	20-Apr-2021	\$185,260,000	1.53%
Purpose	Purpose Ether Yield ETF	ETHY	Canada	TSX	30-Nov-2021	\$42,710,000	6.03%
Purpose	Purpose Bitcoin Yield ETF	BTCY	Canada	TSX	30-Nov-2021	\$36,540,000	-0.19%

Issuer	Name	Ticker	Domicile	Primary Exchange	Inception Date	AUM*	MoM Change
QR Capital	QR Capital Bitcoin ETF	QBTC11	Brazil	B3	24-Jun-2021	\$27,920,000	-6.25%
QR Capital	QR Capital Ethereum ETE	QETH1	Brazil	B3	14-Jul-2021	\$13,870,000	-1.42%
QR Capital	QR Capital DeFi ETE	QDFI11	Brazil	B3	8-Feb-2022	\$1,780,000	-16.43%
Samsung Asset	Samsung Bitcoin Futures Active ETE	FA Samsung BTC	Hong Kong	HKSE	12-Jan-2023	\$4,393,000	-0.27%
SEBA	SEBA Bitcoin ETP	SBTCU	Guernsey	Euronext	9-Apr-2021	\$52,089,000	-5.32%
SEBA	SEBAX® Crypto Asset Select Index	SEBAX	Switzerland	SIX	9-Apr-2021	\$31,298,000	-6.00%
SEBA	SEBA Ethereum ETP	SETH	Guernsey	Euronext	9-Apr-2021	\$8,416,000	0.19%
SEBA	SEBA Polkadot ETP	SDOT	Switzerland	SIX	6-Jul-2021	\$497,000	-8.47%
Valour	Valour Bitcoin Zero ETP	BTC0	Sweden	Euronext	15-Dec-2021	\$57,910,000	-6.07%
Valour	Valour Ethereum Zero ETP	ETH0	Sweden	Euronext	15-Dec-2021	\$38,573,000	-1.71%
Valour	Valour Solana ETP	SOLVE	Sweden	Euronext	16-Sep-2021	\$15,351,000	-6.04%
Valour	Valour Cardano ETP	ADAVE	Sweden	Euronext	18-May-2021	\$15,311,000	-3.27%
Valour	Valour Polkadot ETP	DOTVE	Sweden	Euronext	31-May-2021	\$6,056,000	-8.20%
Valour	Valour Avalanche ETP	VALOUR AVALANCHE AVAX SEK	Sweden	Euronext	28-Feb-2022	\$1,560,000	-18.67%
VanEck	VanEck Bitcoin ETN	VBTC	Liechtenstein	Deutsche Boerse AG	19-Nov-2020	\$164,700,000	-0.12%
VanEck	VanEck Ethereum ETN	VETH	Liechtenstein	Deutsche Boerse AG	26-Mar-2021	\$86,000,000	5.13%
VanEck	VanEck TRON ETN	VTRX	Liechtenstein	Deutsche Boerse AG	13-Sep-2021	\$65,800,000	-1.20%
VanEck	VanEck Bitcoin Strategy ETE	XBTF	United States	CBOE	26-Apr-2021	\$40,000,000	-3.61%
VanEck	VanEck Algorand ETN	VGND	Liechtenstein	Deutsche Boerse AG	24-Mar-2022	\$9,400,000	3.30%
VanEck	VanEck Crypto Leaders ETN	VTOP	Liechtenstein	Deutsche Boerse AG	14-Jan-2022	\$7,200,000	4.35%
VanEck	VanEck Solana ETN	VSOL	Liechtenstein	Deutsche Boerse AG	13-Sep-2021	\$6,500,000	-4.41%
VanEck	VanEck Avalanche ETN	VAVA	Liechtenstein	Deutsche Boerse AG	8-Dec-2021	\$4,700,000	-14.55%
VanEck	VanEck Polkadot ETN	VDOT	Liechtenstein	Deutsche Boerse AG	13-Sep-2021	\$1,700,000	-10.53%
VanEck	VanEck Polygon ETN	VPOL	Liechtenstein	Deutsche Boerse AG	8-Dec-2021	\$1,400,000	-6.67%
VanEck	VanEck Chainlink ETN	VLNK	Liechtenstein	Deutsche Boerse AG	26-Apr-2022	\$900,000	-10.00%
VanEck	VanEck Smart Contract Leaders ETN	VSMA	Liechtenstein	Deutsche Boerse AG	26-Apr-2022	\$900,000	0.00%
Virtune	Virtune Crypto Top 10 Index ETP	VVTOPI0*	Stockholm	Nasdaq Stockholm	10-May-2023	\$599,000	-
WisdomTree	WisdomTree Bitcoin	BTCW	Jersey	SIX	14-Apr-2019	\$177,157,000	-9.83%
WisdomTree	WisdomTree Ethereum	ETHW	Jersey	SIX	29-Apr-2021	\$41,850,000	-3.03%

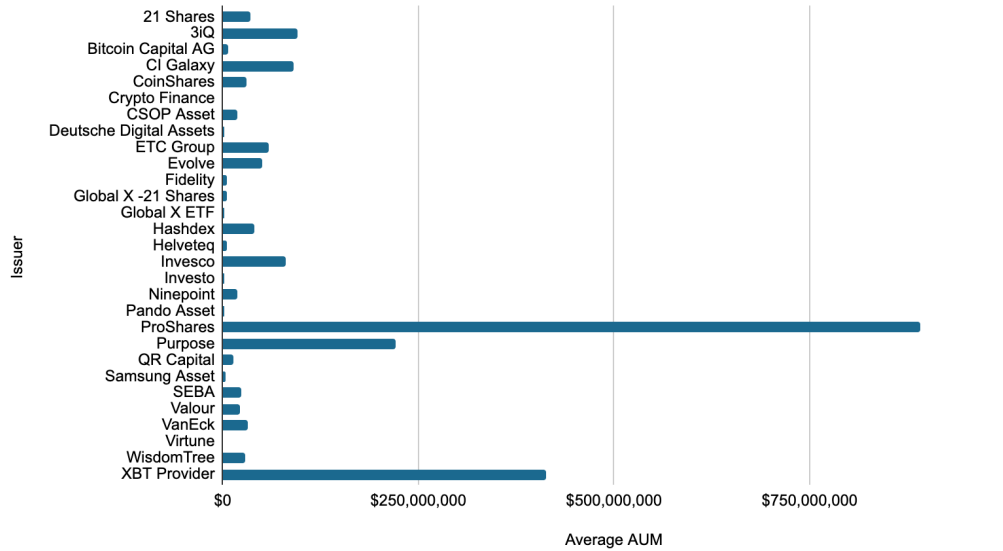
Issuer	Name	Ticker	Domicile	Primary Exchange	Inception Date	AUM*	MoM Change
WisdomTree	WisdomTree Crypto Market	BLOC	Jersey	SIX	29-Nov-2021	\$3,574,000	-3.61%
WisdomTree	WisdomTree Crypto Mega Cap Equal Weight	MEGA	Jersey	SIX	29-Nov-2021	\$2,141,000	-2.28%
WisdomTree	WisdomTree Crypto Altcoins	ALTC	Jersey	SIX	29-Nov-2021	\$1,585,000	-5.65%
WisdomTree	WisdomTree Cardano	ADAW	Jersey	SIX	29-Mar-2022	\$480,000	-6.07%
WisdomTree	WisdomTree Solana	SOLW	Jersey	SIX	29-Mar-2022	\$275,000	-5.50%
WisdomTree	WisdomTree Polkadot	DOTW	Jersey	SIX	29-Mar-2022	\$210,000	-6.67%
XBT Provider	Bitcoin Tracker Euro	COINXBE	Sweden	Nasdaq OMX AB	15-May-2015	\$526,101,000	-6.79%
XBT Provider	Ether Tracker Euro	COINETHE	Sweden	Nasdaq OMX AB	9-Oct-2017	\$444,794,000	-2.69%
XBT Provider	Bitcoin Tracker One	COINXBT	Sweden	Nasdaq OMX AB	15-Sep-2015	\$417,752,000	-6.99%
XBT Provider	Ether Tracker One	COINETH	Sweden	Nasdaq OMX AB	9-Oct-2017	\$265,058,000	-2.618
Total						\$8,175,200,000	-5.08%
Average						\$54,867,114	

Notes: products with - in its MoM change are new additions

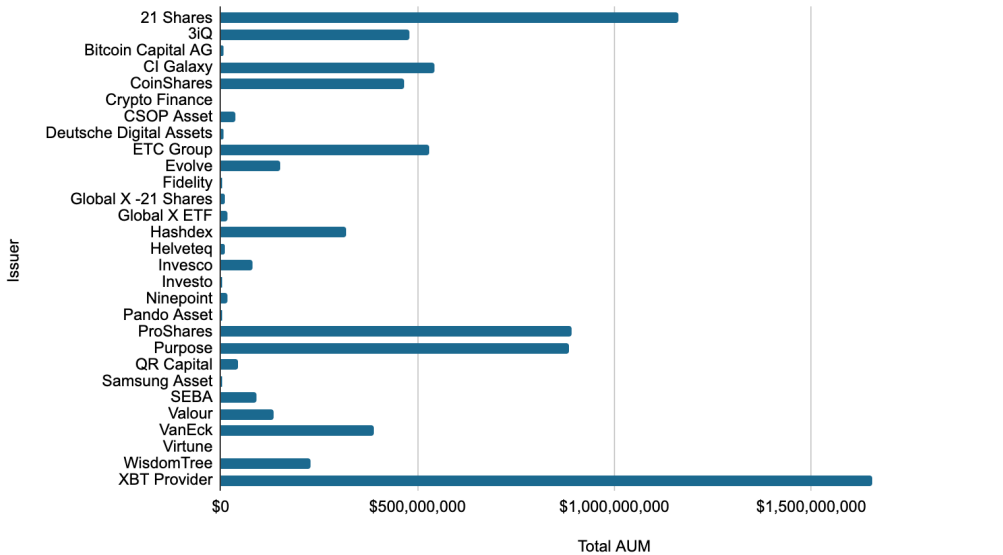
Issuer	Total AUM	MoM Change
21 Shares	\$1,163,963,000	-5.77%
3iQ	\$480,248,000	-1.94%
Bitcoin Capital AG	\$6,330,000	-6.36%
CI Galaxy	\$541,814,000	0.65%
CoinShares	\$467,695,000	-8.96%
Crypto Finance	N/A	-
CSOP Asset	\$39,002,000	-6.97%
Deutsche Digital Assets	\$8,420,000	10.35%
ETC Group	\$529,365,000	-15.50%
Evolve	\$150,884,000	-3.42%
Fidelity	\$5,110,000	-30.38%
Global X -21 Shares	\$10,362,000	5.13%
Global X ETF	\$16,094,000	-2.90%
Hashdex	\$318,662,000	-4.53%
Helveteq	\$10,140,000	0.63%
Invesco	\$81,363,000	-7.81%
Investo	\$2,905,000	-9.45%
Ninepoint	\$18,280,000	-14.09%
Pando Asset	\$4,060,000	-5.36%
ProShares	\$891,243,000	-3.86%
Purpose	\$883,460,000	-2.55%
QR Capital	\$43,570,000	-5.24%
Samsung Asset	\$4,393,000	-0.27%
SEBA	\$92,300,000	-5.10%
Valour	\$134,761,000	-4.81%
VanEck	\$389,200,000	0.21%
Virtune	\$599,000	-
WisdomTree	\$227,272,000	-8.44%
XBT Provider	\$1,653,705,000	-5.11%
Grand Total	\$8,175,200,000	-5.08%

Asset Ticker	Total AUM	MoM Change
AAVE	\$1,255,000	-9.28%
ADA	\$48,420,000	-4.55%
ALGO	\$13,675,000	-1.72%
APE	\$120,000	0.00%
ATOM	\$2,109,000	-6.93%
AVAX	\$10,825,000	-12.01%
BCH	\$3,282,000	-10.96%
BNB	\$316,427,000	-5.04%
BTC	\$4,844,839,000	-7.18%
DOT	\$24,504,000	-8.82%
ETH	\$2,159,496,000	-0.51%
FTM	\$813,000	-24.93%
LINK	\$2,797,000	-6.97%
LTC	\$9,798,000	8.23%
MANA	\$452,000	-15.20%
MATIC	\$28,403,000	-9.32%
Multi	\$500,119,000	-4.43%
SAND	\$571,000	46.04%
SOL	\$78,095,000	-5.66%
STX	\$67,000	-16.25%
TRON	\$65,800,000	-1.20%
UNI	\$1,935,000	3.07%
XLM	\$2,740,000	-4.06%
XRP	\$49,602,000	7.22%
XTZ	\$9,056,000	-7.07%

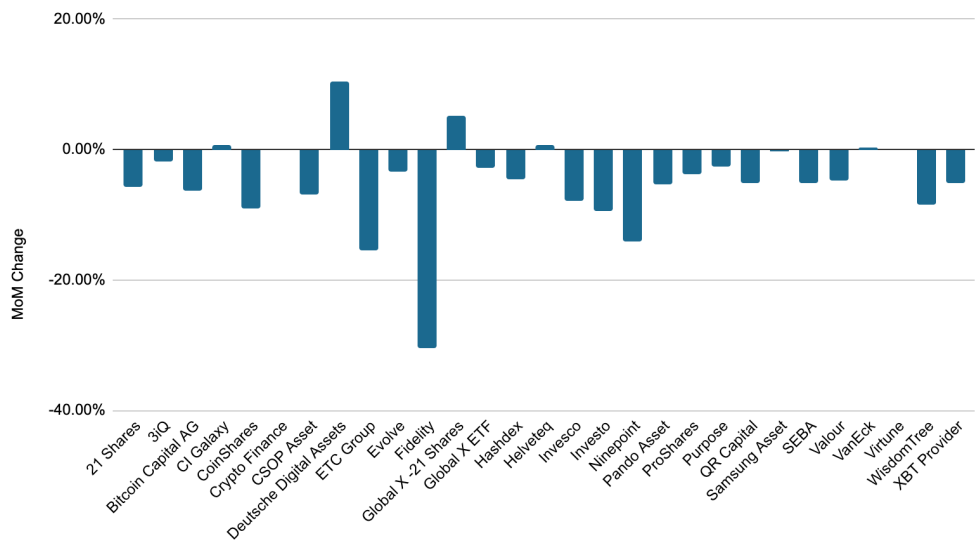
Average Product Assets Under Management (AUM) per Issuer



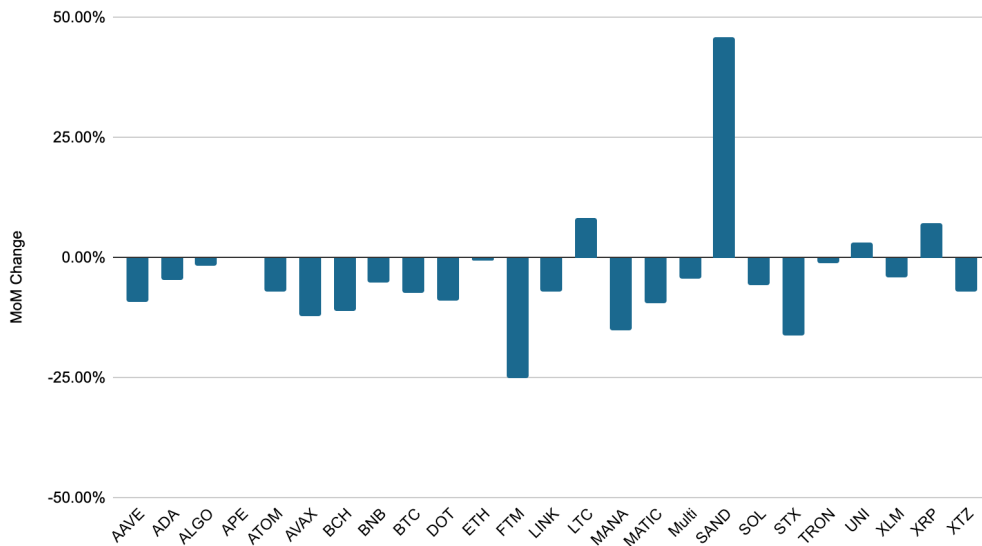
Total Asset Under Management (AUM) per Issuer



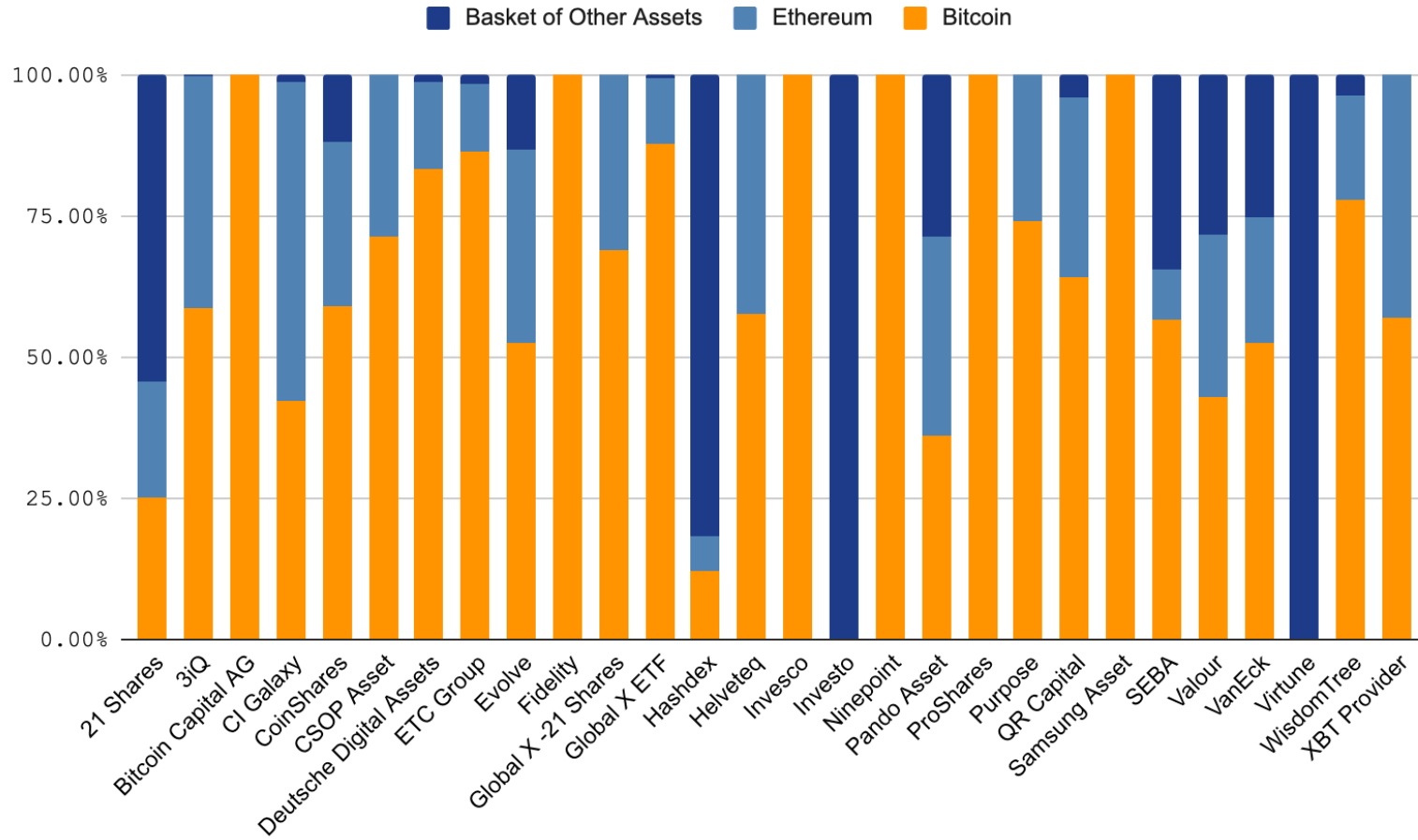
MoM Change per Issuer



MoM Change per Asset



Issuer ETPs AUM Breakdowns



Market Comparisons

Grayscale BTC, ETH Trusts

<u>Issuer</u>	<u>Name</u>	<u>Ticker</u>	<u>Domicile</u>	<u>Premium</u>	<u>Inception Date</u>	<u>AUM*</u>
Grayscale	Grayscale Bitcoin Trust	GBTC Trust	USA	-41.69%	25-Sep-2013	\$17,072,508,401
Grayscale	Grayscale Ethereum Trust	ETHE Trust	USA	-53.22%	14-Dec-2017	\$5,735,679,617
Total						\$22,808,188,018

Digital Asset Ecosystem

<u>Name</u>	<u>Total</u>	<u>% Market Share</u>
Bitcoin (BTC) Total Market Cap	\$522,716,959,839	44.26%
Ethereum (ETH) Total Market Cap	\$225,185,781,448	19.07%
Listed Products (Total AUM)	\$8,175,200,000	0.69%
Grayscale Bitcoin & Ethereum Trusts (Total AUM)	\$22,808,188,018	1.93%
Digital Asset Ecosystem (Total Market Cap)	\$1,181,009,605,343	

* Asset values as of 1-June-2023 based on publicly available data

Open US Bitcoin ETF Filings

Spot Based Bitcoin ETF

Issuer	Company	Filing	Filing Date	Deadline	Status
VanEck Bitcoin Trust	VanEck	https://www.sec.gov/Archives/edgar/data/1838028/000093041320002664/c100811_s1.htm	30-Dec-2020	14-Nov-2021	Rejected
Valkyrie Bitcoin Fund	Valkyrie Investments	https://www.sec.gov/Archives/edgar/data/1841175/000138713121001118/valkyrie-s1_012221.htm	22-Jan-2021	1-Jan-2022	Rejected
NYDIG Bitcoin ETF	Stone Ridge/NYDIG	https://www.sec.gov/Archives/edgar/data/1843021/000119312521043521/d242572ds1.htm	16-Feb-2021	11-Mar-2022	Rejected
WisdomTree Bitcoin Trust	WisdomTree	https://www.sec.gov/Archives/edgar/data/1850391/000119312521077493/d122075ds1.htm	11-Mar-2021	5-Dec-2021	Rejected
First Trust SkyBridge Bitcoin ETF Trust	First Trust & SkyBridge	https://www.sec.gov/Archives/edgar/data/1852143/000144554621001542/skybridge_s1.htm	19-Mar-2021	16-Jan-2022	Rejected
Wise Origin Bitcoin Trust	Fidelity	https://www.sec.gov/Archives/edgar/data/1852317/000119312521092598/d133565ds1.htm	24-Mar-2021	20-Jan-2022	Rejected
Kryptoin Bitcoin ETF Trust	Kryptoin Investment Advisors	https://www.sec.gov/Archives/edgar/data/1790727/000119312521111553/d112503ds1a.htm	9-Apr-2021	18-Dec-2021	Rejected
Galaxy Bitcoin ETF	Galaxy Digital	https://www.sec.gov/Archives/edgar/data/1855781/000095010321005427/dp149207_s1.htm	12-Apr-2021	NA	No Rulemaking Action
One River Carbon Neutral Bitcoin Trust	One River	https://www.sec.gov/Archives/edgar/data/1863687/000110465921070846/tm2116981d1_s1.htm	24-May-2021	27-May-2022	Rejected
ARK 21Shares Bitcoin ETF	ARK Invest, 21Shares	https://www.sec.gov/Archives/edgar/data/0001869699/000119312521201955/d165184ds1.htm	28-Jun-2021	30-Mar-2022	Rejected
ARK 21Shares Bitcoin ETF - REFILE	ARK Invest, 21Shares	https://www.sec.gov/rules/sro/cboebzx/2022/34-94982.pdf	13-May-2022	27-Jan-2023	Decision Postponed
Global X Bitcoin Trust	Global X	https://www.sec.gov/Archives/edgar/data/1874070/000093041321001317/c102050_s1.htm	21-Jul-2021	14-Apr-2022	Rejected
Invesco Galaxy Bitcoin ETF	Invesco	https://www.sec.gov/Archives/edgar/data/0001855781/000119312521278390/d233987ds1a.htm	21-Sep-2021	NA	No Rulemaking Action
Grayscale Bitcoin Trust	Grayscale	https://www.globenewswire.com/news-release/2021/10/19/2316640/0/en/NYSE-Arca-Files-For-m-19b-4-to-Convert-Grayscale-Bitcoin-Trust-into-an-ETF.html	19-Oct-2021	6-Jul-2022	Rejected
Bitwise Bitcoin ETP Trust	Bitwise	https://www.sec.gov/Archives/edgar/data/1763415/000138713121009995/bbet-s1_101421.htm	14-Oct-2021	1-Jul-2022	Rejected
Blockfi NB Bitcoin ETF	BlockFi	https://www.sec.gov/Archives/edgar/data/0001853419/000092963821001329/s1.htm	9-Nov-2021	NA	No Rulemaking Action
VanEck Bitcoin ETF	VanEck	https://cdn.cboe.com/resources/regulation/rule_filings/pending/2022/SR-CboeBZX-2022-035.pdf	24-Jun-2022	3-Mar-2023	Rejected

Futures Based Bitcoin ETF

Issuer	Company	Filing	Filing Date	1st Response Date	Status
ProShares Bitcoin Strategy ETF	ProShares	https://www.sec.gov/Archives/edgar/data/1174610/000168386321004445/f9424d1.htm	4-Aug-2021	18-Oct-2021	Live
Invesco Bitcoin Strategy ETF	Invesco	https://www.sec.gov/Archives/edgar/data/1418144/000119312521236682/d209327d485apos.htm	5-Aug-2021	19-Oct-2021	Withdrawn
VanEck Bitcoin Strategy ETF	VanEck	https://www.sec.gov/Archives/edgar/data/1137360/000113736021000495/combinedbitcainstrategy.htm	10-Aug-2021	24-Oct-2021	Live
Valkyrie Bitcoin Strategy ETF	Valkyrie	https://www.sec.gov/Archives/edgar/data/0001877493/000138713121008347/valk-nla_081121.htm	11-Aug-2021	25-Oct-2021	Live
Galaxy Bitcoin Strategy ETF	Galaxy	https://www.sec.gov/Archives/edgar/data/1877784/000095010321012406/dp156188_nla.htm	17-Aug-2021	31-Oct-2021	Assumed to be preapproved for launch
AdvisorShares Managed Bitcoin ETF	AdvisorShares	https://www.sec.gov/Archives/edgar/data/1408970/000182912621008454/advisorshares_trust_485apos.htm	20-Aug-2021	3-Nov-2021	Assumed to be preapproved for launch
Bitwise Bitcoin Strategy ETF	Bitwise	https://www.sec.gov/Archives/edgar/data/0001540305/000089418921006626/bitwise485a.htm	14-Sep-2021	NA	Assumed to be preapproved for launch
Teucrium Bitcoin Futures Fund	Teucrium	https://www.sec.gov/Archives/edgar/data/0001471824/000165495421006095/TeucriumBCFU_SI.htm	20-May-2021	NA	Approved
Ark 21Shares Bitcoin Futures Strategy	ARK Invest, 21Shares	https://www.sec.gov/Archives/edgar/data/1592900/000182912621011950/alphaarchitect_485apos.htm	13-Oct-2021	NA	Assumed to be preapproved for launch
Valkyrie XBTO Bitcoin Futures Fund	Valkyrie	https://www.sec.gov/rules/sro/nasdaq/2021/34-92865.pdf	2-Sep-2021	NA	Approved
BlockFi Bitcoin Strategy ETF	BlockFi	https://www.sec.gov/Archives/edgar/data/0001540305/000089418921007234/blockficomined.htm	8-Oct-2021	NA	Assumed to be preapproved for launch
AXS Bitcoin Strategy ETF	AXS Investments	https://www.sec.gov/Archives/edgar/data/0001587982/000139834421020500/fp0069793_485apos.htm	27-Oct-2021	NA	Assumed to be preapproved for launch
Global X Blockchain & Bitcoin Strategy ETF	Global X	https://www.sec.gov/Archives/edgar/data/1432353/000143235321000560/a497k-blockchainbitcoinstr.htm	19-Aug-2021	NA	Live
VanEck Gold & Bitcoin Strategy ETF	VanEck	https://www.sec.gov/Archives/edgar/data/1137360/000113736021001182/vygoldandbitcainstrategve.htm	17-Dec-2021	NA	Assumed to be preapproved for launch
VanEck Commodities & Bitcoin Strategy ETF	VanEck	https://www.sec.gov/Archives/edgar/data/1137360/000113736022000019/commoditiesandbitcoin48510.htm	18-Jan-2022	NA	Assumed to be preapproved for launch

**Our monthly institutional product report will be moving to a paid model for the full report.
You will continue to receive the free highlights version if you're on our mailing list.**

Starting July, you'll have three monthly ETP/ETF Reports to choose from:

1. Crypto ETP Recap (monthly / free)
2. Crypto ETP Report (monthly / subscription)
3. Crypto ETP & Institutional Product Report (monthly / subscription)

[Click](#) to learn more about our subscription-based options.

Interested in sponsoring our ETP Reports?
Email info@digitalassetresearch to discuss.

Crypto ETP & ETF Monthly Reports

Digital Asset Research (DAR) provides summary or in-depth details on exchange-traded crypto products and funds (ETPs and ETFs) in major markets as a research tool for market participants. All reports are available monthly.

Crypto ETP Recap (<i>Free</i>)	Crypto ETP Report (<i>Subscription</i>)	Crypto ETP & Institutional Product Report (<i>Subscription</i>)
<p><i>Overview of the top 15 Crypto ETPs by Assets Under Management (AUM)</i></p>	<p><i>Everything in the Crypto ETP Recap, plus:</i></p> <ul style="list-style-type: none"> ● Crypto ETP Details: <ul style="list-style-type: none"> ○ Issuer, Name, Ticker, and Domicile ○ Primary exchange ○ Inception date ○ AUM and Month-over-Month (MoM) change ● Issuer total AUM and MoM change ● Charts and graphs: <ul style="list-style-type: none"> ○ Average AUM and Total AUM by issuer ○ MoM change by issuer and asset ○ Asset % of issuer's AUM ● Breakdown by replication method ● Breakdown by geography ● Index provider information 	<p><i>Everything in the Crypto ETP Recap and Crypto ETP Report, plus:</i></p> <ul style="list-style-type: none"> ● Market comparisons to Grayscale and major digital assets ● Open U.S. ETF filing details ● BTC and ETH futures and options data from select crypto exchanges <ul style="list-style-type: none"> ○ Monthly average open interest ○ Monthly average volumes ● Spreadsheet access to "Crypto ETP Details"

FOR DETAILS, CONTACT INFO@DIGITALASSETRESEARCH.COM

Digital Asset Research (DAR) is a specialized provider of 'clean' digital asset data, insights, and research for institutional clients. Since 2017, DAR leads by rigorously vetting out noisy inputs for flagship clients such as Bloomberg, FTSE Russell, and Wilshire. Each day, DAR processes 250+ million trades to calculate 10,000+ institutional-quality digital asset prices and deliver a range of product solutions to navigate the cryptoverse.

DISCLAIMERS

You are permitted to store, display, analyze, modify, and print this report, but only for your own use. You are not permitted to (a) reverse engineer, decompile, decode, decrypt, disassemble, or in any way derive source code from this report; (b) modify, translate, adapt, alter, or create derivative works from this report; (c) copy (except as expressly permitted in the Subscription Services Agreement), distribute, publicly display, transmit, sell, rent, lease or otherwise exploit this report or grant any third party access to it; (d) frame or scrape or in-line link to the this report or use web crawlers, web spiders or other automated means to access, copy, index, process and/or store any of the information herein; (e) create apps, extensions, programs or other products or services that use any of the information herein; or (f) make or have made a service or product using similar ideas, features, functions or graphics of or providing a similar benefit as that provided by this report.

DAR DOES NOT MAKE AND HEREBY EXPRESSLY DISCLAIMS ALL WARRANTIES, ORAL OR WRITTEN, EXPRESS OR IMPLIED, INCLUDING WARRANTIES OF NON-INFRINGEMENT, MERCHANTABILITY, AND FITNESS FOR A PARTICULAR PURPOSE. WITHOUT LIMITING THE FOREGOING, YOU AGREE THAT YOUR USE OF THIS REPORT IS AT YOUR SOLE RISK AND ACKNOWLEDGE THAT THIS REPORT IS PROVIDED "AS-IS" AND DAR DOES NOT MAKE ANY WARRANTIES WITH RESPECT TO THE OPERATION, AVAILABILITY, RELIABILITY, ORIGINALITY OR ADEQUACY OF THE SAME. THIS REPORT (INCLUDING ANY INFERENCES OR CONCLUSIONS DRAWN HEREIN) IS BASED ON INFORMATION DAR CONSIDERS RELIABLE, HOWEVER, DAR DOES NOT REPRESENT IT AS ACCURATE OR COMPLETE, AND IT SHOULD NOT BE RELIED ON AS SUCH. THIS REPORT (INCLUDING ANY INFERENCES OR CONCLUSIONS DRAWN HEREIN) IS PROVIDED FOR GENERAL INFORMATIONAL PURPOSES ONLY AND YOU ARE RESPONSIBLE FOR DETERMINING WHETHER ANYTHING CONTAINED HEREIN IS SUITABLE FOR YOUR PARTICULAR CIRCUMSTANCES, AND FOR SEEKING PROFESSIONAL TAX AND/OR INVESTMENT ADVICE AS APPROPRIATE. DAR DOES NOT GIVE TAX, LEGAL OR INVESTMENT ADVICE OR ADVOCATE THE PURCHASE OR SALE OF ANY SECURITY, INVESTMENT, CRYPTOCURRENCY OR DIGITAL ASSET. NONE OF THE INFORMATION CONTAINED IN THIS REPORT CONSTITUTES OR IS INTENDED TO CONSTITUTE A RECOMMENDATION BY DAR TO ACQUIRE, HOLD, INVEST IN, OR USE ANY PARTICULAR COIN, TOKEN, CRYPTOCURRENCY, PROTOCOL, COMPANY OR FOUNDATION.

You assume the entire risk of any use you make or permit to be made from this report. Without limiting the foregoing and to the maximum extent permitted by applicable law, in no event shall DAR have any liability regarding this report for damages, even if notified of such possibility.

The information contained herein is as of the date hereof and is subject to change without prior notice. We may provide oral or written market commentary or trading strategies to our clients that reflect opinions that are contrary to the opinions expressed in this research. Information containing any historical information, data or analysis should not be taken as an indication or guarantee of any future performance as past performance does not guarantee future results. None of DAR's products or services recommend, endorse, or otherwise express any opinion regarding any "coin", "token", "cryptocurrency" "protocol", "company" or "foundation" and none of DAR's products or services are intended to constitute investment advice or a recommendation to make (or refrain from making) any kind of investment decision and may not be relied on as such.