



## Select Institutional Crypto Products - April 2023 Recap

YOU ARE RESPONSIBLE FOR DETERMINING WHETHER ANYTHING CONTAINED HEREIN IS SUITABLE FOR YOUR PARTICULAR CIRCUMSTANCES, AND FOR SEEKING PROFESSIONAL TAX, LEGAL, AND/OR INVESTMENT ADVICE AS APPROPRIATE. PLEASE SEE THE OTHER DISCLAIMERS AT THE END OF THIS REPORT.

| Issuer    | Name  | Ticker | Domicile    | Primary Exchange | Inception Date | AUM*          | MoM Change |
|-----------|---|--------|-------------|------------------|----------------|---------------|------------|
| 21 Shares | <a href="#">21Shares Aave ETP</a>                       | AAVE   | Switzerland | BX Swiss         | 30-Jan-2022    | \$1,340,000   | -3.94%     |
| 21 Shares | <a href="#">21Shares Algorand ETP</a>                   | ALGO   | Switzerland | SIX              | 22-Nov-2021    | \$1,032,000   | -15.89%    |
| 21 Shares | <a href="#">21Shares Avalanche ETP</a>                  | AVAX   | Switzerland | SIX              | 17-Nov-2021    | \$4,884,000   | 11.43%     |
| 21 Shares | <a href="#">21Shares Binance BNB ETP</a>                | ABNB   | Switzerland | BX Swiss         | 13-Oct-2019    | \$333,230,000 | 3.79%      |
| 21 Shares | <a href="#">21Shares Cardano ETP</a>                    | AADA   | Switzerland | SIX              | 22-Apr-2021    | \$28,779,000  | 2.94%      |
| 21 Shares | <a href="#">21Shares Bitcoin Suisse Index ETP</a>       | ABBA   | Switzerland | SIX              | 2-Oct-2019     | \$28,530,000  | 2.51%      |
| 21 Shares | <a href="#">21Shares Bitcoin ETP</a>                    | ABTC   | Switzerland | SIX              | 24-Feb-2019    | \$284,696,000 | 6.11%      |
| 21 Shares | <a href="#">21Shares Bitcoin Cash ETP</a>               | ABCH   | Switzerland | SIX              | 2-Jul-2019     | \$3,686,000   | -7.73%     |
| 21 Shares | <a href="#">21Shares Bitcoin Core ETP</a>               | CBTC   | Switzerland | SIX              | 27-Jun-2022    | \$4,883,000   | 17.30%     |
| 21 Shares | <a href="#">21Shares Ethereum Core ETP</a>              | CETH   | Switzerland | SIX              | 19-Sep-2022    | \$1,248,000   | 18.41%     |
| 21 Shares | <a href="#">21Shares Bytetrete BOLD ETP</a>             | BOLD   | Switzerland | SIX              | 25-Apr-2022    | \$3,952,000   | 11.95%     |
| 21 Shares | <a href="#">21Shares Chainlink ETP</a>                  | LINK   | Switzerland | BX Swiss         | 30-Jan-2022    | \$1,342,000   | 5.59%      |
| 21 Shares | <a href="#">21Shares Cosmos ETP</a>                     | ATOM   | Switzerland | SIX              | 18-Jan-2022    | \$928,000     | 12.21%     |
| 21 Shares | <a href="#">21Shares Crypto Basket 10 ETP</a>           | HODLX  | Switzerland | SIX              | 27-Sep-2021    | \$6,348,000   | 8.44%      |
| 21 Shares | <a href="#">21Shares Crypto Basket Equal Weight ETP</a> | HODLV  | Switzerland | SIX              | 27-Sep-2021    | \$4,581,000   | 1.15%      |
| 21 Shares | <a href="#">21Shares Crypto Basket Index ETP</a>        | HODL   | Switzerland | SIX              | 19-Nov-2018    | \$110,991,000 | 2.36%      |
| 21 Shares | <a href="#">21Shares Crypto Mid-Cap Index ETP</a>       | ALTS   | Switzerland | SIX              | 12-Dec-2021    | \$2,189,000   | -0.68%     |
| 21 Shares | <a href="#">21Shares Decentraland ETP</a>               | MANA   | Switzerland | BX Swiss         | 8-Feb-2022     | \$533,000     | -7.63%     |
| 21 Shares | <a href="#">21Shares Ethereum ETP</a>                   | AETH   | Switzerland | SIX              | 3-Mar-2019     | \$240,593,000 | 7.79%      |

| Issuer             | Name  | Ticker | Domicile    | Primary Exchange | Inception Date | AUM*          | MoM Change |
|--------------------|---|--------|-------------|------------------|----------------|---------------|------------|
| 21 Shares          | <a href="#">21Shares Fantom ETP</a>                 | AFTM   | Switzerland | BX Swiss         | 15-Mar-2022    | \$1,083,000   | 25.35%     |
| 21 Shares          | <a href="#">21Shares Polkadot ETP</a>               | ADOT   | Switzerland | SIX              | 2-Feb-2021     | \$15,716,000  | -8.74%     |
| 21 Shares          | <a href="#">21Shares Polygon ETP</a>                | POLY   | Switzerland | SIX              | 16-Nov-2021    | \$26,173,000  | -14.67%    |
| 21 Shares          | <a href="#">21Shares Ripple XRP ETP</a>             | AXRP   | Switzerland | SIX              | 31-Mar-2019    | \$35,097,000  | -8.64%     |
| 21 Shares          | <a href="#">21Shares Short Bitcoin ETP</a>          | SBTC   | Switzerland | SIX              | 20-Jan-2020    | \$9,381,000   | -2.95%     |
| 21 Shares          | <a href="#">21Shares Short Ethereum ETP</a>         | SHETH  | Switzerland | SIX              | 19-Sep-2022    | \$677,000     | -7.13%     |
| 21 Shares          | <a href="#">21Shares Solana ETP</a>                 | ASOL   | Switzerland | SIX              | 28-Jun-2021    | \$31,915,000  | 6.15%      |
| 21 Shares          | <a href="#">21Shares Staking Basket Index ETP</a>   | STAKE  | Switzerland | BX Swiss         | 16-Jan-2023    | \$277,000     | 67.88%     |
| 21 Shares          | <a href="#">21Shares Stellar ETP</a>                | AXLM   | Switzerland | SIX              | 22-Apr-2021    | \$2,856,000   | -13.40%    |
| 21 Shares          | <a href="#">21Shares Terra Classic ETP</a>          | LUNA   | Switzerland | SIX              | 10-Jan-2022    | \$1,378       | -11.10%    |
| 21 Shares          | <a href="#">21Shares Tezos ETP</a>                  | AXTZ   | Switzerland | SIX              | 12-Nov-2019    | \$7,235,000   | -8.92%     |
| 21 Shares          | <a href="#">21Shares The Sandbox ETP</a>            | SAND   | Switzerland | BX Swiss         | 3-Apr-2022     | \$391,000     | -5.33%     |
| 21 Shares          | <a href="#">21Shares Uniswap ETP</a>                | AUNI   | Switzerland | BX Swiss         | 30-Jan-2022    | \$1,219,000   | -8.00%     |
| 21 Shares          | <a href="#">Sygnum Platform Winners Index ETP</a>   | MOON   | Switzerland | SIX              | 2-Dec-2019     | \$39,398,000  | 4.56%      |
| 21 Shares*         | <a href="#">21Shares Stacks Staking ETP</a>         | ASTX*  | Switzerland | BX Swiss         | 2-Apr-2023     | \$80,000      | -          |
| 3iQ                | <a href="#">The Ether Fund</a>                      | QETH.U | Canada      | TSX              | 10-Dec-2020    | \$172,000,000 | -2.77%     |
| 3iQ                | <a href="#">The Bitcoin Fund Class A</a>            | QBTC.U | Canada      | TSX              | 9-Apr-2020     | \$233,772,000 | -1.06%     |
| 3iQ                | <a href="#">3iQ CoinShares Bitcoin ETF</a>          | BTCQ.U | Canada      | TSX              | 31-Mar-2021    | \$61,940,000  | -38.16%    |
| 3iQ                | <a href="#">3iQ CoinShares Ether ETF</a>            | ETHQ.U | Canada      | TSX              | 22-Apr-2021    | \$20,100,000  | -0.24%     |
| 3iQ                | <a href="#">3iQ Global Cryptoasset Fund</a>         | QGCF   | Canada      | TSX              | 3-Apr-2018     | \$1,920,000   | -24.05%    |
| Bitcoin Capital AG | <a href="#">15 FiCAS Active Crypto ETP</a>          | BTCA   | Switzerland | SIX              | 15-Jul-2020    | \$6,760,000   | -1.17%     |
| CI Galaxy          | <a href="#">CI Galaxy Multi-Crypto ETF - U\$</a>    | CMCX.U | Canada      | TSX              | 28-Jan-2022    | \$521,000     | -30.16%    |
| CI Galaxy          | <a href="#">CI Galaxy Multi-Crypto ETF</a>          | CMCX.B | Canada      | TSX              | 28-Jan-2022    | \$6,918,000   | -40.92%    |
| CI Galaxy          | <a href="#">CI Galaxy Bitcoin ETF - U\$</a>         | BTCX.U | Canada      | TSX              | 5-Mar-2021     | \$81,258,000  | -23.51%    |
| CI Galaxy          | <a href="#">CI Galaxy Bitcoin ETF</a>               | BTCX.B | Canada      | TSX              | 5-Mar-2021     | \$152,928,000 | -32.83%    |
| CI Galaxy          | <a href="#">CI Galaxy Ethereum ETF - U\$</a>        | ETHX.U | Canada      | TSX              | 16-Apr-2021    | \$73,133,000  | -28.29%    |
| CI Galaxy          | <a href="#">CI Galaxy Ethereum ETF</a>              | ETHX.B | Canada      | TSX              | 16-Apr-2021    | \$223,555,000 | -35.64%    |
| CoinShares         | <a href="#">CoinShares Physical Staked Polkadot</a> | CDOT   | Jersey      | XETRA            | 26-Jan-2022    | \$1,709,000   | -10.10%    |
| CoinShares         | <a href="#">CoinShares Physical Staked Cardano</a>  | CSDA   | Jersey      | XETRA            | 11-Mar-2022    | \$5,149,000   | 0.82%      |
| CoinShares         | <a href="#">CoinShares Physical Litecoin</a>        | LITE   | Jersey      | SIX              | 6-Apr-2021     | \$4,132,000   | 2.38%      |
| CoinShares         | <a href="#">CoinShares Physical Staked Tezos</a>    | XTZS   | Jersey      | XETRA            | 26-Jan-2022    | \$2,510,000   | -9.42%     |

| <b>Issuer</b>           | <b>Name</b>   | <b>Ticker</b> | <b>Domicile</b> | <b>Primary Exchange</b> | <b>Inception Date</b> | <b>AUM*</b>   | <b>MoM Change</b> |
|-------------------------|---|---------------|-----------------|-------------------------|-----------------------|---------------|-------------------|
| CoinShares              | <a href="#">CoinShares Physical XRP</a>                     | XRPL          | Jersey          | SIX                     | 13-Apr-2021           | \$10,700,000  | -4.68%            |
| CoinShares              | <a href="#">CoinShares Physical Staked Solana</a>           | SLNC          | Jersey          | XETRA                   | 18-Feb-2022           | \$26,354,000  | 7.09%             |
| CoinShares              | <a href="#">CoinShares Physical Ethereum</a>                | ETHE          | Jersey          | SIX                     | 23-Feb-2021           | \$139,863,000 | -0.69%            |
| CoinShares              | <a href="#">CoinShares Physical Bitcoin</a>                 | BITC          | Jersey          | SIX                     | 19-Jan-2021           | \$313,435,000 | 4.43%             |
| CoinShares              | <a href="#">CoinShares Physical Chainlink</a>               | CCHA          | Jersey          | SIX                     | 4-May-2022            | \$611,000     | 12.73%            |
| CoinShares              | <a href="#">CoinShares Physical Uniswap</a>                 | CIWP          | Jersey          | SIX                     | 4-May-2022            | \$617,000     | -12.48%           |
| CoinShares              | <a href="#">CoinShares Physical Staked Cosmos</a>           | COMS          | Jersey          | SIX                     | 21-Jun-2022           | \$1,338,000   | 8.08%             |
| CoinShares              | <a href="#">CoinShares Physical Staked Matic</a>            | CPYG          | Jersey          | SIX                     | 21-Jun-2022           | \$3,308,000   | 4.45%             |
| CoinShares              | <a href="#">CoinShares Physical Staked Algorand</a>         | RAND          | Jersey          | SIX                     | 14-Jul-2022           | \$3,782,000   | -12.86%           |
| CoinShares              | <a href="#">CoinShares Physical Smart Contract Platform</a> | CSSC          | Jersey          | SIX                     | 24-Mar-2023           | \$109,000     | -4.39%            |
| CoinShares              | <a href="#">CoinShares Physical Top 10 Crypto Market</a>    | CTEN          | Jersey          | SIX                     | 24-Mar-2023           | \$120,000     | -2.44%            |
| CSOP Asset*             | <a href="#">CSOP Bitcoin Futures ETF</a>                    | 3066 HK*      | Hong Kong       | HKSE                    | 16-Dec-2022           | \$30,477,000  | -                 |
| CSOP Asset*             | <a href="#">CSOP Ether Futures ETF</a>                      | 3068 HK*      | Hong Kong       | HKSE                    | 16-Dec-2022           | \$11,446,000  | -                 |
| Deutsche Digital Assets | <a href="#">DDA Physical ApeCoin ETP</a>                    | IAPE          | Liechtenstein   | Boerse Stuttgart        | 26-May-2022           | \$120,000     | 300.00%           |
| Deutsche Digital Assets | <a href="#">DDA Physical EOS ETP</a>                        | IEOS          | Liechtenstein   | Boerse Stuttgart        | 31-Mar-2022           | \$10,000      | 0.00%             |
| Deutsche Digital Assets | <a href="#">DDA Physical Ethereum ETP</a>                   | IETH          | Liechtenstein   | XETRA                   | 14-Dec-2021           | \$1,100,000   | 10.00%            |
| Deutsche Digital Assets | <a href="#">DDA Physical Bitcoin ETP</a>                    | XBTI          | Germany         | XETRA                   | 15-Apr-2021           | \$6,400,000   | 23.08%            |
| ETC Group*              | <a href="#">ETC Group MSCI Digital Assets Select 20 ETP</a> | DA20*         | Germany         | XETRA                   | 28-Mar-2023           | \$460,000     | -                 |
| ETC Group               | <a href="#">ETC Group Physical Polygon</a>                  | MTCE          | Germany         | XETRA                   | 22-Mar-2022           | \$340,000     | -14.57%           |
| ETC Group               | <a href="#">ETC Group Physical Polkadot</a>                 | PLKA          | Germany         | XETRA                   | 29-Nov-2021           | \$183,000     | 66.36%            |
| ETC Group               | <a href="#">ETC Group Physical XRP</a>                      | GXRP          | Germany         | XETRA                   | 8-April-2022          | \$467,000     | -7.71%            |
| ETC Group               | <a href="#">ETC Group Physical Cardano</a>                  | RDAN          | Germany         | XETRA                   | 29-Nov-2021           | \$459,000     | 24.39%            |
| ETC Group               | <a href="#">ETC Group Physical Solana</a>                   | ESOL          | Germany         | XETRA                   | 29-Nov-2021           | \$1,080,000   | 5.06%             |
| ETC Group               | <a href="#">ETC Group Physical Litecoin</a>                 | ELTC          | Germany         | XETRA                   | 22-Mar-2021           | \$4,921,000   | -6.23%            |
| ETC Group               | <a href="#">ETC Group Physical Ethereum</a>                 | ZETH          | Germany         | XETRA                   | 9-Feb-2021            | \$64,430,000  | -3.21%            |
| ETC Group               | <a href="#">ETC Group Physical Bitcoin</a>                  | BTCE          | Germany         | XETRA                   | 9-Jun-2020            | \$554,125,000 | 6.16%             |
| Global X -21 Shares     | <a href="#">ETFS 21Shares Ethereum ETF</a>                  | EETH          | Australia       | CBOE                    | 9-May-2022            | \$2,983,000   | -3.37%            |
| Global X -21 Shares     | <a href="#">ETFS 21Shares Bitcoin ETF</a>                   | EBTC          | Australia       | CBOE                    | 9-May-2022            | \$6,873,000   | -1.07%            |
| Global X ETF            | <a href="#">Blockchain &amp; Bitcoin Strategy ETF</a>       | BITS          | United States   | Nasdaq                  | 15-Nov-2021           | \$10,850,000  | 0.09%             |
| Global X ETF            | <a href="#">Global X Bitcoin ETP</a>                        | BTOX          | Jersey          | XETRA                   | 8-March-2022          | \$2,760,000   | 17.60%            |
| Global X ETF            | <a href="#">Global X Ethereum ETP</a>                       | ETOX          | Jersey          | XETRA                   | 8-March-2022          | \$2,827,000   | 35.59%            |

| <b>Issuer</b> | <b>Name</b>  | <b>Ticker</b> | <b>Domicile</b> | <b>Primary Exchange</b> | <b>Inception Date</b> | <b>AUM*</b>   | <b>MoM Change</b> |
|---------------|--|---------------|-----------------|-------------------------|-----------------------|---------------|-------------------|
| Global X ETF  | <a href="#">Global X Chainlink ETP</a>                     | LIOX          | Jersey          | XETRA                   | 13-March-2023         | \$53,423      | -3.67%            |
| Global X ETF  | <a href="#">Global X Uniswap ETP</a>                       | UNIX          | Jersey          | XETRA                   | 13-March-2023         | \$41,357      | -13.70%           |
| Global X ETF  | <a href="#">Global X Aave ETP</a>                          | AVMX          | Jersey          | XETRA                   | 13-March-2023         | \$43,320      | -7.84%            |
| Evolve        | <a href="#">Evolve Cryptocurrencies ETF</a>                | ETC           | Canada          | TSX                     | 29-Sep-2021           | \$20,076,000  | -1.85%            |
| Evolve        | <a href="#">Evolve Ethereum ETF</a>                        | ETHR          | Canada          | TSX                     | 20-Apr-2021           | \$51,744,000  | 1.33%             |
| Evolve        | <a href="#">Evolve Bitcoin ETF</a>                         | EBIT          | Canada          | TSX                     | 19-Feb-2021           | \$84,414,000  | -6.61%            |
| Fidelity      | <a href="#">Fidelity Physical Bitcoin ETP</a>              | FBTC          | Germany         | XETRA                   | 10-Feb-2022           | \$7,340,000   | 11.89%            |
| Hashdex       | <a href="#">Hashdex Smart Contract Platforms FI</a>        | WEB3I1        | Cayman          | BSX                     | 29-Mar-2022           | \$1,592,000   | 2.05%             |
| Hashdex       | <a href="#">Hashdex DeFi Index Index Fund</a>              | DEFI11        | Cayman          | BSX                     | 16-Feb-2022           | \$3,869,000   | -4.70%            |
| Hashdex       | <a href="#">Hashdex Nasdaq Crypto Index Europe ETP</a>     | HASH          | Switzerland     | SIX                     | 2-May-2022            | \$12,800,000  | 6.84%             |
| Hashdex       | <a href="#">Hashdex Nasdaq Ethereum Reference Price FI</a> | ETHE11        | Cayman          | BSX                     | 17-Aug-2021           | \$20,473,000  | 2.01%             |
| Hashdex       | <a href="#">Hashdex Nasdaq Bitcoin Reference Price FI</a>  | BITH11        | Cayman          | BSX                     | 8-Mar-2021            | \$43,107,000  | 4.17%             |
| Hashdex       | <a href="#">Hashdex Nasdaq Crypto Index ETF</a>            | HASHI1        | Cayman          | BSX                     | 22-Apr-2021           | \$250,000,000 | 2.27%             |
| Hashdex       | <a href="#">Hashdex Crypto Momentum Factor ETP</a>         | HAMO          | Switzerland     | SIX                     | 7-Nov-2022            | \$1,320,000   | -1.49%            |
| Hashdex       | <a href="#">Hashdex Crypto Metaverse FI</a>                | META11        | Cayman          | SIX                     | 31-May-2022           | \$607,000     | -5.45%            |
| Helveteq      | <a href="#">Helveteq Bitcoin Zero ETP</a>                  | BTCO2         | Switzerland     | SIX                     | 11-Apr-2022           | \$5,799,000   | -0.70%            |
| Helveteq      | <a href="#">Helveteq Ethereum Zero ETP</a>                 | ETH2O         | Switzerland     | SIX                     | 11-Apr-2022           | \$4,278,000   | -0.51%            |
| Invesco       | <a href="#">Invesco Physical Bitcoin Fund</a>              | BTIC          | Germany         | XETRA                   | 26-Nov-2021           | \$88,255,000  | 2.87%             |
| Investo       | <a href="#">Investo NFT Index</a>                          | NFTS11        | Brazil          | B3                      | 4-Apr-2022            | \$1,379,000   | -10.92%           |
| Investo       | <a href="#">Investo Smart Contract Index</a>               | BLOK11        | Brazil          | B3                      | 22-Jun-2022           | \$1,829,000   | -6.64%            |
| Ninepoint     | <a href="#">Ninepoint Bitcoin ETF</a>                      | BITC.U        | Canada          | TSX                     | 27-Jan-2021           | \$21,278,000  | -3.94%            |
| Pando Asset   | <a href="#">Pando Asset Crypto Bitcoin</a>                 | PBTC          | Switzerland     | SIX                     | 21-Sep-2022           | \$1,600,000   | 3.90%             |
| Pando Asset   | <a href="#">Pando Asset Crypto Ethereum</a>                | PETH          | Switzerland     | SIX                     | 21-Sep-2022           | \$1,440,000   | 0.70%             |
| Pando Asset   | <a href="#">Pando Asset Crypto 6 ETP</a>                   | PNDS          | Switzerland     | SIX                     | 21-Sep-2022           | \$1,250,000   | 0.81%             |
| ProShares     | <a href="#">ProShares Bitcoin Strategy ETF</a>             | BITO          | United States   | NYSE Arca               | 19-Oct-2021           | \$927,000,000 | 19.64%            |
| Purpose       | <a href="#">Purpose Bitcoin Yield ETF</a>                  | BTCY          | Canada          | TSX                     | 30-Nov-2021           | \$36,610,000  | -4.26%            |
| Purpose       | <a href="#">Purpose Ether Yield ETF</a>                    | ETHY          | Canada          | TSX                     | 30-Nov-2021           | \$40,280,000  | -4.98%            |
| Purpose       | <a href="#">Purpose Ethereum ETF</a>                       | ETHH          | Canada          | TSX                     | 20-Apr-2021           | \$182,470,000 | -2.31%            |
| Purpose       | <a href="#">Purpose Bitcoin ETF</a>                        | BTCC          | Canada          | TSX                     | 11-Feb-2021           | \$647,260,000 | -2.11%            |
| QR Capital    | <a href="#">QR Capital DeFi ETF</a>                        | QDFI11        | Brazil          | B3                      | 8-Feb-2022            | \$2,130,000   | -11.62%           |
| QR Capital    | <a href="#">QR Capital Ethereum ETF</a>                    | QETH1         | Brazil          | B3                      | 14-Jul-2021           | \$14,070,000  | -2.16%            |

| Issuer         | Name  | Ticker                          | Domicile      | Primary Exchange   | Inception Date | AUM*          | MoM Change |
|----------------|---|---------------------------------|---------------|--------------------|----------------|---------------|------------|
| QR Capital     | <a href="#">QR Capital Bitcoin ETF</a>                  | QBTC11                          | Brazil        | B3                 | 24-Jun-2021    | \$29,780,000  | 1.85%      |
| Samsung Asset* | <a href="#">Samsung Bitcoin Futures Active ETF</a>      | FA Samsung BTC*                 | Hong Kong     | HKSE               | 12-Jan-2023    | \$4,405,000   | -          |
| SEBA           | <a href="#">SEBA Ethereum ETP</a>                       | SETH                            | Guernsey      | Euronext           | 9-Apr-2021     | \$8,400,000   | -15.41%    |
| SEBA           | <a href="#">SEBAX® Crypto Asset Select Index</a>        | SEBAX                           | Switzerland   | SIX                | 9-Apr-2021     | \$33,296,000  | -0.93%     |
| SEBA           | <a href="#">SEBA Bitcoin ETP</a>                        | SBTCU                           | Guernsey      | Euronext           | 9-Apr-2021     | \$55,018,000  | 2.49%      |
| SEBA           | <a href="#">SEBA Polkadot ETP</a>                       | SDOT                            | Switzerland   | SIX                | 6-Jul-2021     | \$543,000     | -7.97%     |
| Valour         | <a href="#">Valour Ethereum Zero ETP</a>                | ETH0                            | Sweden        | Euronext           | 15-Dec-2021    | \$3,786,000   | 3.16%      |
| Valour         | <a href="#">Valour Bitcoin Zero ETP</a>                 | BTC0                            | Sweden        | Euronext           | 15-Dec-2021    | \$5,517,000   | 0.88%      |
| Valour         | <a href="#">Valour Cardano ETP</a>                      | ADAVE                           | Sweden        | Euronext           | 18-May-2021    | \$1,536,000   | 6.89%      |
| Valour         | <a href="#">Valour Polkadot ETP</a>                     | DOTVE                           | Sweden        | Euronext           | 31-May-2021    | \$640,000     | -2.74%     |
| Valour         | <a href="#">Valour Solana ETP</a>                       | SOLVE                           | Sweden        | Euronext           | 16-Sep-2021    | \$1,585,000   | 20.44%     |
| Valour         | <a href="#">Valour Avalanche ETP</a>                    | VALOUR<br>AVALANCHE AVAX<br>SEK | Sweden        | Euronext           | 28-Feb-2022    | \$186,000     | 10.71%     |
| VanEck         | <a href="#">VanEck Polygon ETN</a>                      | VPOL                            | Liechtenstein | Deutsche Boerse AG | 8-Dec-2021     | \$1,500,000   | -6.25%     |
| VanEck         | <a href="#">VanEck Chainlink ETN</a>                    | VLNK                            | Liechtenstein | Deutsche Boerse AG | 26-Apr-2022    | \$1,000,000   | -9.09%     |
| VanEck         | <a href="#">VanEck Smart Contract Leaders ETN</a>       | VSMA                            | Liechtenstein | Deutsche Boerse AG | 26-Apr-2022    | \$900,000     | -10.00%    |
| VanEck         | <a href="#">VanEck Crypto Leaders ETN</a>               | VTOP                            | Liechtenstein | Deutsche Boerse AG | 14-Jan-2022    | \$6,900,000   | 6.15%      |
| VanEck         | <a href="#">VanEck Polkadot ETN</a>                     | VDOT                            | Liechtenstein | Deutsche Boerse AG | 13-Sep-2021    | \$1,900,000   | 0.00%      |
| VanEck         | <a href="#">VanEck Avalanche ETN</a>                    | VAVA                            | Liechtenstein | Deutsche Boerse AG | 8-Dec-2021     | \$5,500,000   | -3.51%     |
| VanEck         | <a href="#">VanEck Algorand ETN</a>                     | VGND                            | Liechtenstein | Deutsche Boerse AG | 24-Mar-2022    | \$9,100,000   | -18.75%    |
| VanEck         | <a href="#">VanEck Solana ETN</a>                       | VSOL                            | Liechtenstein | Deutsche Boerse AG | 13-Sep-2021    | \$6,800,000   | 3.03%      |
| VanEck         | <a href="#">VanEck Bitcoin Strategy ETF</a>             | XBTF                            | United States | CBOE               | 26-Apr-2021    | \$41,500,000  | 5.33%      |
| VanEck         | <a href="#">VanEck Ethereum ETN</a>                     | VETH                            | Liechtenstein | Deutsche Boerse AG | 26-Mar-2021    | \$81,800,000  | 5.01%      |
| VanEck         | <a href="#">VanEck TRON ETN</a>                         | VTRX                            | Liechtenstein | Deutsche Boerse AG | 13-Sep-2021    | \$66,600,000  | 3.10%      |
| VanEck         | <a href="#">VanEck Bitcoin ETN</a>                      | VBTC                            | Liechtenstein | Deutsche Boerse AG | 19-Nov-2020    | \$164,900,000 | 2.17%      |
| WisdomTree     | <a href="#">WisdomTree Crypto Mega Cap Equal Weight</a> | MEGA                            | Jersey        | SIX                | 29-Nov-2021    | \$2,191,000   | 4.18%      |
| WisdomTree     | <a href="#">WisdomTree Crypto Altcoins</a>              | ALTC                            | Jersey        | SIX                | 29-Nov-2021    | \$1,680,000   | 0.60%      |
| WisdomTree     | <a href="#">WisdomTree Crypto Market</a>                | BLOC                            | Jersey        | SIX                | 29-Nov-2021    | \$3,708,000   | 3.09%      |
| WisdomTree     | <a href="#">WisdomTree Ethereum</a>                     | ETHW                            | Jersey        | SIX                | 29-Apr-2021    | \$43,156,000  | 8.96%      |
| WisdomTree     | <a href="#">WisdomTree Bitcoin</a>                      | BTCW                            | Jersey        | SIX                | 14-Apr-2019    | \$196,460,000 | 4.48%      |
| WisdomTree     | <a href="#">WisdomTree Solana</a>                       | SOLW                            | Jersey        | SIX                | 29-Mar-2022    | \$291,000     | 10.65%     |

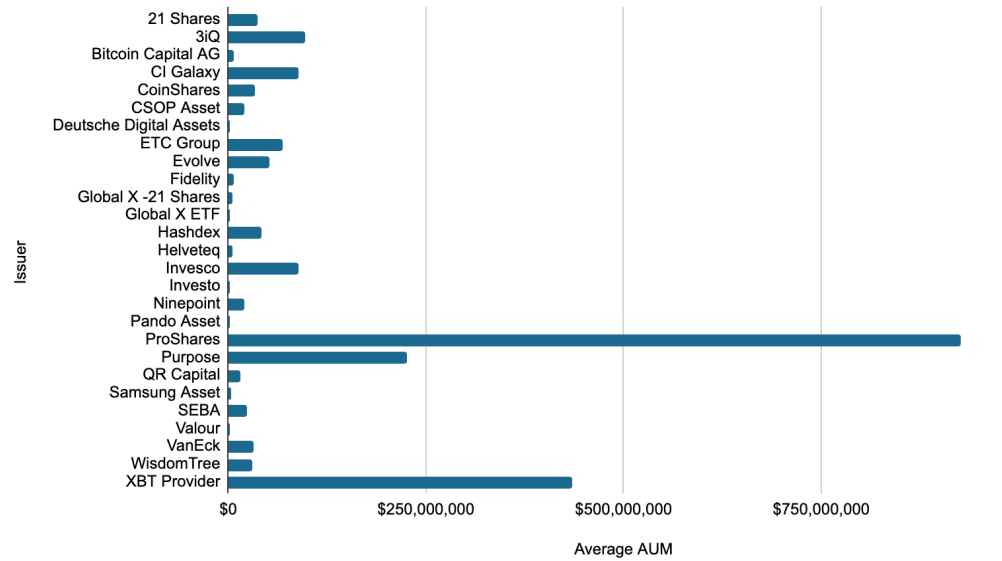
| <b>Issuer</b>  | <b>Name</b>                          | <b>Ticker</b> | <b>Domicile</b> | <b>Primary Exchange</b> | <b>Inception Date</b> | <b>AUM*</b>     | <b>MoM Change</b> |
|----------------|--------------------------------------|---------------|-----------------|-------------------------|-----------------------|-----------------|-------------------|
| WisdomTree     | <a href="#">WisdomTree Polkadot</a>  | DOTW          | Jersey          | SIX                     | 29-Mar-2022           | \$225,000       | -8.16%            |
| WisdomTree     | <a href="#">WisdomTree Cardano</a>   | ADAW          | Jersey          | SIX                     | 29-Mar-2022           | \$511,000       | 2.61%             |
| XBT Provider   | <a href="#">Ether Tracker One</a>    | COINETH       | Sweden          | Nasdaq OMX AB           | 9-Oct-2017            | \$272,165,000   | -42.06%           |
| XBT Provider   | <a href="#">Bitcoin Tracker One</a>  | COINXBT       | Sweden          | Nasdaq OMX AB           | 15-Sep-2015           | \$449,135,000   | -1.35%            |
| XBT Provider   | <a href="#">Ether Tracker Euro</a>   | COINETHE      | Sweden          | Nasdaq OMX AB           | 9-Oct-2017            | \$457,075,000   | 65.83%            |
| XBT Provider   | <a href="#">Bitcoin Tracker Euro</a> | COINXBE       | Sweden          | Nasdaq OMX AB           | 15-May-2015           | \$564,410,000   | -1.83%            |
| <b>Total</b>   |                                      |               |                 |                         |                       | \$8,484,624,478 | -0.51%            |
| <b>Average</b> |                                      |               |                 |                         |                       | \$57,328,544    |                   |

Notes: products with - in its MoM change are new additions

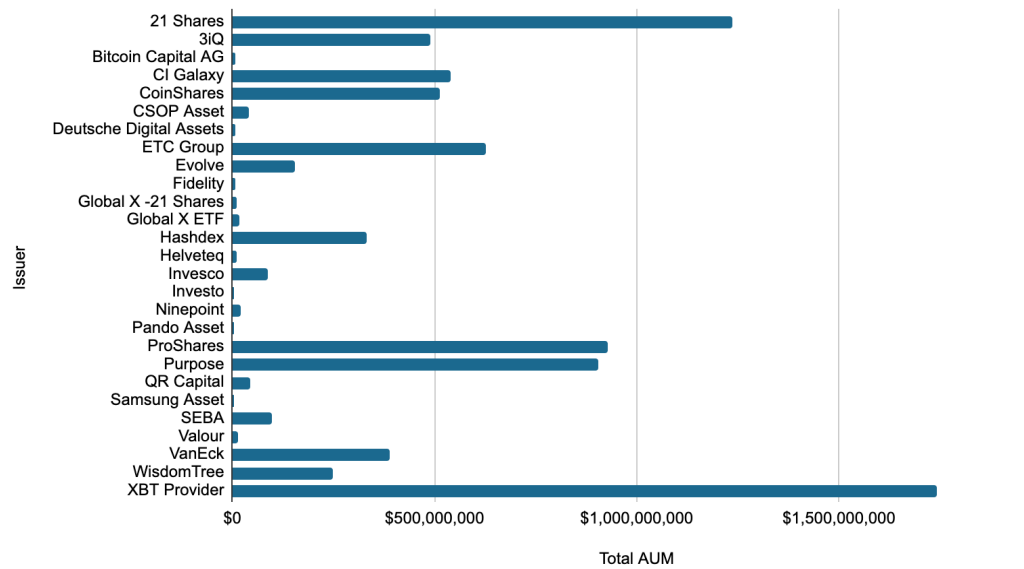
| Issuer                  | Total AUM              | MoM Change    |
|-------------------------|------------------------|---------------|
| 21 Shares               | \$1,235,264,378        | 3.78%         |
| 3iQ                     | \$489,732,000          | -8.64%        |
| Bitcoin Capital AG      | \$6,760,000            | -1.17%        |
| CI Galaxy               | \$538,313,000          | -32.35%       |
| CoinShares              | \$513,737,000          | 2.57%         |
| CSOP Asset              | \$41,923,000           | -             |
| Deutsche Digital Assets | \$7,630,000            | 22.28%        |
| ETC Group               | \$626,465,000          | 5.08%         |
| Evolve                  | \$156,234,000          | -3.51%        |
| Fidelity                | \$7,340,000            | 11.89%        |
| Global X -21 Shares     | \$9,856,000            | -1.77%        |
| Global X ETF            | \$16,575,100           | 7.47%         |
| Hashdex                 | \$333,768,000          | 2.54%         |
| Helveteq                | \$10,077,000           | -0.62%        |
| Invesco                 | \$88,255,000           | 2.87%         |
| Investo                 | \$3,208,000            | -8.53%        |
| Ninepoint               | \$21,278,000           | -3.94%        |
| Pando Asset             | \$4,290,000            | 1.90%         |
| ProShares               | \$927,000,000          | 19.64%        |
| Purpose                 | \$906,620,000          | -2.37%        |
| QR Capital              | \$45,980,000           | -0.11%        |
| Samsung Asset           | \$4,405,000            | -             |
| SEBA                    | \$97,257,000           | -0.57%        |
| Valour                  | \$13,250,000           | 4.18%         |
| VanEck                  | \$388,400,000          | 2.51%         |
| WisdomTree              | \$248,222,000          | 5.17%         |
| XBT Provider            | \$1,742,785,000        | -1.85%        |
| <b>Grand Total</b>      | <b>\$8,484,624,478</b> | <b>-0.51%</b> |

| Asset Ticker | Total AUM       | MoM Change |
|--------------|-----------------|------------|
| AAVE         | \$1,383,320     | -4.07%     |
| ADA          | \$36,434,000    | 3.01%      |
| ALGO         | \$13,914,000    | -17.02%    |
| APE          | \$120,000       | 300.00%    |
| ATOM         | \$2,266,000     | 9.73%      |
| AVAX         | \$10,570,000    | 3.11%      |
| BCH          | \$3,686,000     | -7.73%     |
| BNB          | \$333,230,000   | 3.79%      |
| BTC          | \$5,156,096,000 | 1.84%      |
| DOT          | \$20,916,000    | -7.55%     |
| EOS          | \$10,000        | 0.00%      |
| ETH          | \$2,135,092,000 | -6.43%     |
| FTM          | \$1,083,000     | 25.35%     |
| LINK         | \$3,006,423     | 1.28%      |
| LTC          | \$9,053,000     | -2.49%     |
| LUNA         | \$1,378         | -11.10%    |
| MANA         | \$533,000       | -7.63%     |
| MATIC        | \$31,321,000    | -12.60%    |
| Multi        | \$530,071,000   | 1.05%      |
| SAND         | \$391,000       | -5.33%     |
| SOL          | \$68,025,000    | 6.48%      |
| STX          | \$80,000        | 0.00%      |
| TRON         | \$66,600,000    | 3.10%      |
| UNI          | \$1,877,357     | -9.65%     |
| XLM          | \$2,856,000     | -13.40%    |
| XRP          | \$46,264,000    | -7.75%     |
| XTZ          | \$9,745,000     | -9.05%     |

### Average Product Assets Under Management (AUM) per Issuer

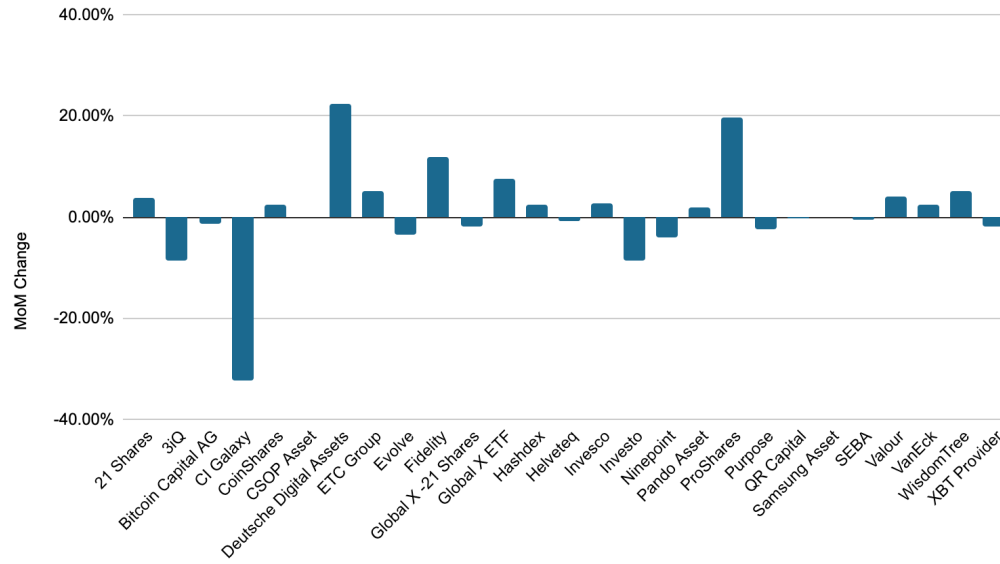


### Total Asset Under Management (AUM) per Issuer

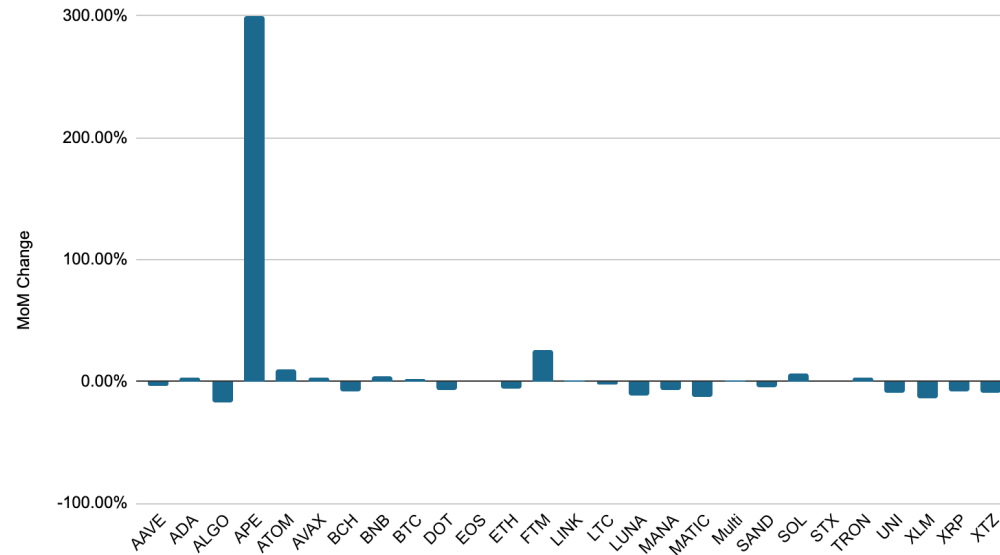




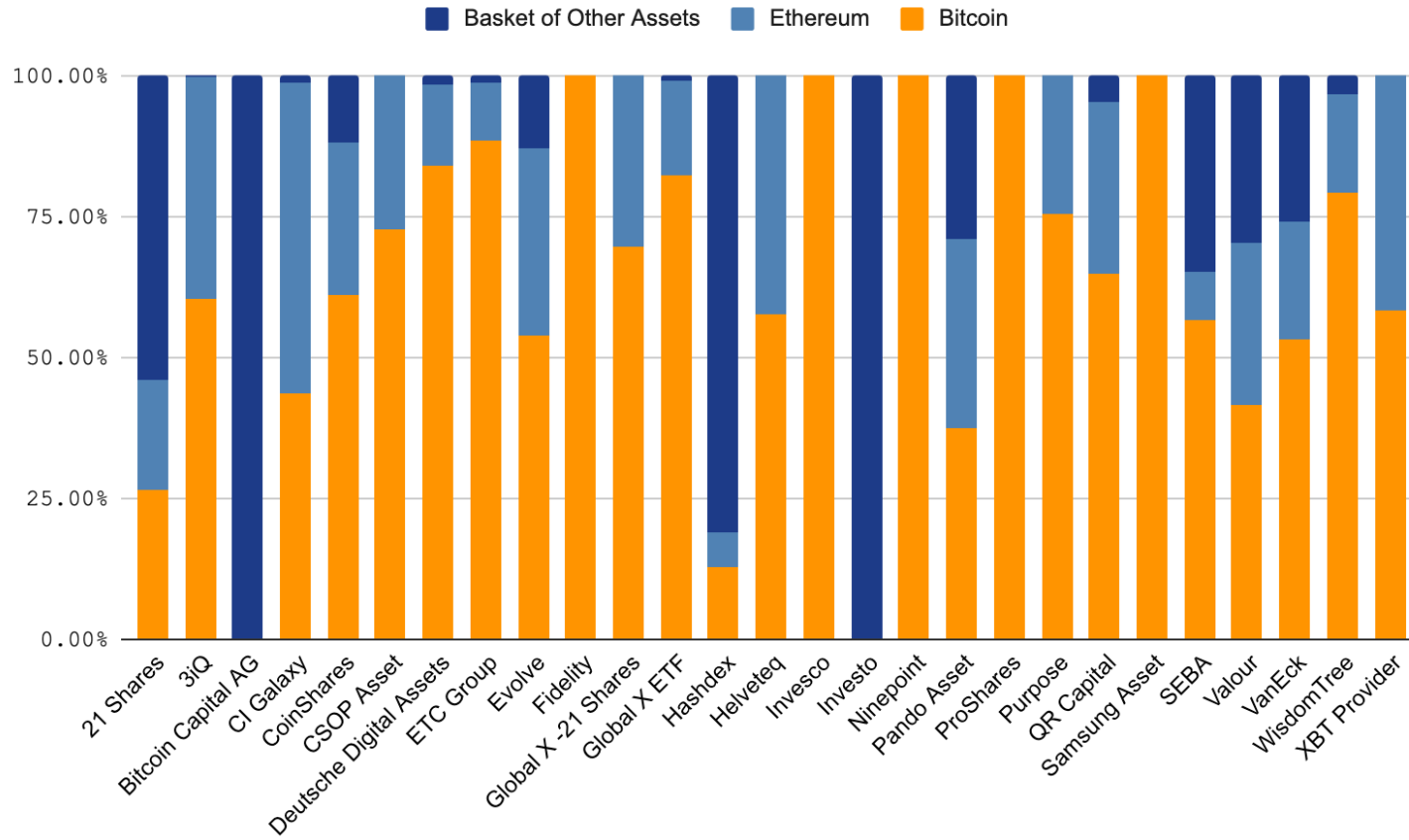
### MoM Change per Issuer



### MoM Change per Asset



## Issuer ETPs AUM Breakdowns



# Market Comparisons

## Grayscale BTC, ETH Trusts

| <u>Issuer</u> | <u>Name</u>                              | <u>Ticker</u> | <u>Domicile</u> | <u>Premium</u> | <u>Inception Date</u> | <u>AUM*</u>      |
|---------------|--|---------------|-----------------|----------------|-----------------------|------------------|
| Grayscale     | <a href="#">Grayscale Bitcoin Trust</a>  | GBTC Trust    | USA             | -39.60%        | 25-Sep-2013           | \$17,485,392,996 |
| Grayscale     | <a href="#">Grayscale Ethereum Trust</a> | ETHE Trust    | USA             | -52.64%        | 14-Dec-2017           | \$5,462,795,029  |
| <b>Total</b>  |  |               |                 |                |                       | \$22,948,188,025 |

## Digital Asset Ecosystem

| <u>Name</u>                                     | <u>Total</u>        | <u>% Market Share</u> |
|---|---------------------|-----------------------|
| Bitcoin (BTC) Total Market Cap                  | \$555,690,823,642   | 44.98%                |
| Ethereum (ETH) Total Market Cap                 | \$225,224,758,870   | 18.23%                |
| Listed Products (Total AUM)                     | \$8,484,624,478     | 0.69%                 |
| Grayscale Bitcoin & Ethereum Trusts (Total AUM) | \$22,948,188,025    | 1.86%                 |
| Digital Asset Ecosystem (Total Market Cap)      | \$1,235,307,506,221 |                       |

\* Asset values as of 2-May-2023 based on publicly available data

# Open US Bitcoin ETF Filings

## Spot Based Bitcoin ETF

| Issuer                                  | Company                      | Filing  | Filing Date | Deadline    | Status               |
|---|------------------------------|---|-------------|-------------|----------------------|
| VanEck Bitcoin Trust                    | VanEck                       | <a href="https://www.sec.gov/Archives/edgar/data/1838028/000093041320002664/c100811_s1.htm">https://www.sec.gov/Archives/edgar/data/1838028/000093041320002664/c100811_s1.htm</a>   | 30-Dec-2020 | 14-Nov-2021 | Rejected             |
| Valkyrie Bitcoin Fund                   | Valkyrie Investments         | <a href="https://www.sec.gov/Archives/edgar/data/1841175/000138713121001118/valkyrie-s1_012221.htm">https://www.sec.gov/Archives/edgar/data/1841175/000138713121001118/valkyrie-s1_012221.htm</a>   | 22-Jan-2021 | 1-Jan-2022  | Rejected             |
| NYDIG Bitcoin ETF                       | Stone Ridge/NYDIG            | <a href="https://www.sec.gov/Archives/edgar/data/1843021/000119312521043521/d242572ds1.htm">https://www.sec.gov/Archives/edgar/data/1843021/000119312521043521/d242572ds1.htm</a>   | 16-Feb-2021 | 11-Mar-2022 | Rejected             |
| WisdomTree Bitcoin Trust                | WisdomTree                   | <a href="https://www.sec.gov/Archives/edgar/data/1850391/000119312521077493/d122075ds1.htm">https://www.sec.gov/Archives/edgar/data/1850391/000119312521077493/d122075ds1.htm</a>   | 11-Mar-2021 | 5-Dec-2021  | Rejected             |
| First Trust SkyBridge Bitcoin ETF Trust | First Trust & SkyBridge      | <a href="https://www.sec.gov/Archives/edgar/data/1852143/000144554621001542/skybridge_s1.htm">https://www.sec.gov/Archives/edgar/data/1852143/000144554621001542/skybridge_s1.htm</a>   | 19-Mar-2021 | 16-Jan-2022 | Rejected             |
| Wise Origin Bitcoin Trust               | Fidelity                     | <a href="https://www.sec.gov/Archives/edgar/data/1852317/000119312521092598/d133565ds1.htm">https://www.sec.gov/Archives/edgar/data/1852317/000119312521092598/d133565ds1.htm</a>   | 24-Mar-2021 | 20-Jan-2022 | Rejected             |
| Kryptoin Bitcoin ETF Trust              | Kryptoin Investment Advisors | <a href="https://www.sec.gov/Archives/edgar/data/1790727/000119312521111553/d112503ds1a.htm">https://www.sec.gov/Archives/edgar/data/1790727/000119312521111553/d112503ds1a.htm</a>   | 9-Apr-2021  | 18-Dec-2021 | Rejected             |
| Galaxy Bitcoin ETF                      | Galaxy Digital               | <a href="https://www.sec.gov/Archives/edgar/data/1855781/000095010321005427/dp149207_s1.htm">https://www.sec.gov/Archives/edgar/data/1855781/000095010321005427/dp149207_s1.htm</a>   | 12-Apr-2021 | NA          | No Rulemaking Action |
| One River Carbon Neutral Bitcoin Trust  | One River                    | <a href="https://www.sec.gov/Archives/edgar/data/1863687/000110465921070846/tm2116981d1_s1.htm">https://www.sec.gov/Archives/edgar/data/1863687/000110465921070846/tm2116981d1_s1.htm</a>   | 24-May-2021 | 27-May-2022 | Rejected             |
| ARK 21Shares Bitcoin ETF                | ARK Invest, 21Shares         | <a href="https://www.sec.gov/Archives/edgar/data/0001869699/000119312521201955/d165184ds1.htm">https://www.sec.gov/Archives/edgar/data/0001869699/000119312521201955/d165184ds1.htm</a>   | 28-Jun-2021 | 30-Mar-2022 | Rejected             |
| ARK 21Shares Bitcoin ETF - REFILE       | ARK Invest, 21Shares         | <a href="https://www.sec.gov/rules/sro/cboebzx/2022/34-94982.pdf">https://www.sec.gov/rules/sro/cboebzx/2022/34-94982.pdf</a>   | 13-May-2022 | 27-Jan-2023 | Decision Postponed   |
| Global X Bitcoin Trust                  | Global X                     | <a href="https://www.sec.gov/Archives/edgar/data/1874070/000093041321001317/c102050_s1.htm">https://www.sec.gov/Archives/edgar/data/1874070/000093041321001317/c102050_s1.htm</a>   | 21-Jul-2021 | 14-Apr-2022 | Rejected             |
| Invesco Galaxy Bitcoin ETF              | Invesco                      | <a href="https://www.sec.gov/Archives/edgar/data/0001855781/000119312521278390/d233987ds1a.htm">https://www.sec.gov/Archives/edgar/data/0001855781/000119312521278390/d233987ds1a.htm</a>   | 21-Sep-2021 | NA          | No Rulemaking Action |
| Grayscale Bitcoin Trust                 | Grayscale                    | <a href="https://www.globenewswire.com/news-release/2021/10/19/2316640/0/en/NYSE-Arca-Files-For-m-19b-4-to-Convert-Grayscale-Bitcoin-Trust-into-an-ETF.html">https://www.globenewswire.com/news-release/2021/10/19/2316640/0/en/NYSE-Arca-Files-For-m-19b-4-to-Convert-Grayscale-Bitcoin-Trust-into-an-ETF.html</a> | 19-Oct-2021 | 6-Jul-2022  | Rejected             |
| Bitwise Bitcoin ETP Trust               | Bitwise                      | <a href="https://www.sec.gov/Archives/edgar/data/1763415/000138713121009995/bbet-s1_101421.htm">https://www.sec.gov/Archives/edgar/data/1763415/000138713121009995/bbet-s1_101421.htm</a>   | 14-Oct-2021 | 1-Jul-2022  | Rejected             |
| Blockfi NB Bitcoin ETF                  | BlockFi                      | <a href="https://www.sec.gov/Archives/edgar/data/0001853419/000092963821001329/s1.htm">https://www.sec.gov/Archives/edgar/data/0001853419/000092963821001329/s1.htm</a>   | 9-Nov-2021  | NA          | No Rulemaking Action |
| VanEck Bitcoin ETF                      | VanEck                       | <a href="https://cdn.cboe.com/resources/regulation/rule_filings/pending/2022/SR-CboeBZX-2022-035.pdf">https://cdn.cboe.com/resources/regulation/rule_filings/pending/2022/SR-CboeBZX-2022-035.pdf</a>   | 24-Jun-2022 | 3-Mar-2023  | Rejected             |

## Futures Based Bitcoin ETF

| Issuer                                     | Company              | Filing  | Filing Date | 1st Response Date | Status                               |
|--|----------------------|---|-------------|-------------------|--------------------------------------|
| ProShares Bitcoin Strategy ETF             | ProShares            | <a href="https://www.sec.gov/Archives/edgar/data/1174610/000168386321004445/f9424d1.htm">https://www.sec.gov/Archives/edgar/data/1174610/000168386321004445/f9424d1.htm</a>   | 4-Aug-2021  | 18-Oct-2021       | Live                                 |
| Invesco Bitcoin Strategy ETF               | Invesco              | <a href="https://www.sec.gov/Archives/edgar/data/1418144/000119312521236682/d209327d485apos.htm">https://www.sec.gov/Archives/edgar/data/1418144/000119312521236682/d209327d485apos.htm</a>                         | 5-Aug-2021  | 19-Oct-2021       | Withdrawn                            |
| VanEck Bitcoin Strategy ETF                | VanEck               | <a href="https://www.sec.gov/Archives/edgar/data/1137360/000113736021000495/combinedbitc oinstrategy.htm">https://www.sec.gov/Archives/edgar/data/1137360/000113736021000495/combinedbitc oinstrategy.htm</a>       | 10-Aug-2021 | 24-Oct-2021       | Live                                 |
| Valkyrie Bitcoin Strategy ETF              | Valkyrie             | <a href="https://www.sec.gov/Archives/edgar/data/0001877493/000138713121008347/valk-nla_081121.htm">https://www.sec.gov/Archives/edgar/data/0001877493/000138713121008347/valk-nla_081121.htm</a>                   | 11-Aug-2021 | 25-Oct-2021       | Live                                 |
| Galaxy Bitcoin Strategy ETF                | Galaxy               | <a href="https://www.sec.gov/Archives/edgar/data/1877784/000095010321012406/dp156188_nla.htm">https://www.sec.gov/Archives/edgar/data/1877784/000095010321012406/dp156188_nla.htm</a>                               | 17-Aug-2021 | 31-Oct-2021       | Assumed to be preapproved for launch |
| AdvisorShares Managed Bitcoin ETF          | AdvisorShares        | <a href="https://www.sec.gov/Archives/edgar/data/1408970/000182912621008454/advisorshares trust_485apos.htm">https://www.sec.gov/Archives/edgar/data/1408970/000182912621008454/advisorshares trust_485apos.htm</a> | 20-Aug-2021 | 3-Nov-2021        | Assumed to be preapproved for launch |
| Bitwise Bitcoin Strategy ETF               | Bitwise              | <a href="https://www.sec.gov/Archives/edgar/data/0001540305/000089418921006626/bitwise485a.htm">https://www.sec.gov/Archives/edgar/data/0001540305/000089418921006626/bitwise485a.htm</a>                           | 14-Sep-2021 | NA                | Assumed to be preapproved for launch |
| Teucrium Bitcoin Futures Fund              | Teucrium             | <a href="https://www.sec.gov/Archives/edgar/data/0001471824/000165495421006095/Teucrium BCFU_SI.htm">https://www.sec.gov/Archives/edgar/data/0001471824/000165495421006095/Teucrium BCFU_SI.htm</a>                 | 20-May-2021 | NA                | Approved                             |
| Ark 21Shares Bitcoin Futures Strategy      | ARK Invest, 21Shares | <a href="https://www.sec.gov/Archives/edgar/data/1592900/000182912621011950/alphaarchitect_485apos.htm">https://www.sec.gov/Archives/edgar/data/1592900/000182912621011950/alphaarchitect_485apos.htm</a>           | 13-Oct-2021 | NA                | Assumed to be preapproved for launch |
| Valkyrie XBTO Bitcoin Futures Fund         | Valkyrie             | <a href="https://www.sec.gov/rules/sro/nasdaq/2021/34-92865.pdf">https://www.sec.gov/rules/sro/nasdaq/2021/34-92865.pdf</a>   | 2-Sep-2021  | NA                | Approved                             |
| BlockFi Bitcoin Strategy ETF               | BlockFi              | <a href="https://www.sec.gov/Archives/edgar/data/0001540305/000089418921007234/blockficom bined.htm">https://www.sec.gov/Archives/edgar/data/0001540305/000089418921007234/blockficom bined.htm</a>                 | 8-Oct-2021  | NA                | Assumed to be preapproved for launch |
| AXS Bitcoin Strategy ETF                   | AXS Investments      | <a href="https://www.sec.gov/Archives/edgar/data/0001587982/000139834421020500/fp0069793_485apos.htm">https://www.sec.gov/Archives/edgar/data/0001587982/000139834421020500/fp0069793_485apos.htm</a>               | 27-Oct-2021 | NA                | Assumed to be preapproved for launch |
| Global X Blockchain & Bitcoin Strategy ETF | Global X             | <a href="https://www.sec.gov/Archives/edgar/data/1432353/000143235321000560/a497k-blockc hainbitcoinstr.htm">https://www.sec.gov/Archives/edgar/data/1432353/000143235321000560/a497k-blockc hainbitcoinstr.htm</a> | 19-Aug-2021 | NA                | Live                                 |
| VanEck Gold & Bitcoin Strategy ETF         | VanEck               | <a href="https://www.sec.gov/Archives/edgar/data/1137360/000113736021001182/vygoldandbitc oinstrategve.htm">https://www.sec.gov/Archives/edgar/data/1137360/000113736021001182/vygoldandbitc oinstrategve.htm</a>   | 17-Dec-2021 | NA                | Assumed to be preapproved for launch |
| VanEck Commodities & Bitcoin Strategy ETF  | VanEck               | <a href="https://www.sec.gov/Archives/edgar/data/1137360/000113736022000019/commoditiesa ndbitcoin48510.htm">https://www.sec.gov/Archives/edgar/data/1137360/000113736022000019/commoditiesa ndbitcoin48510.htm</a> | 18-Jan-2022 | NA                | Assumed to be preapproved for launch |

## Staking Details for 30+ Assets

Interested in staking digital assets to generate yield?  
contact [info@digitalassetresearch.com](mailto:info@digitalassetresearch.com) to receive staking data on 30 crypto assets.

## DISCLAIMERS

You are permitted to store, display, analyze, modify, and print this report, but only for your own use. You are not permitted to (a) reverse engineer, decompile, decode, decrypt, disassemble, or in any way derive source code from this report; (b) modify, translate, adapt, alter, or create derivative works from this report; (c) copy (except as expressly permitted in the Subscription Services Agreement), distribute, publicly display, transmit, sell, rent, lease or otherwise exploit this report or grant any third party access to it; (d) frame or scrape or in-line link to the this report or use web crawlers, web spiders or other automated means to access, copy, index, process and/or store any of the information herein; (e) create apps, extensions, programs or other products or services that use any of the information herein; or (f) make or have made a service or product using similar ideas, features, functions or graphics of or providing a similar benefit as that provided by this report.

DAR DOES NOT MAKE AND HEREBY EXPRESSLY DISCLAIMS ALL WARRANTIES, ORAL OR WRITTEN, EXPRESS OR IMPLIED, INCLUDING WARRANTIES OF NON-INFRINGEMENT, MERCHANTABILITY, AND FITNESS FOR A PARTICULAR PURPOSE. WITHOUT LIMITING THE FOREGOING, YOU AGREE THAT YOUR USE OF THIS REPORT IS AT YOUR SOLE RISK AND ACKNOWLEDGE THAT THIS REPORT IS PROVIDED "AS-IS" AND DAR DOES NOT MAKE ANY WARRANTIES WITH RESPECT TO THE OPERATION, AVAILABILITY, RELIABILITY, ORIGINALITY OR ADEQUACY OF THE SAME. THIS REPORT (INCLUDING ANY INFERENCES OR CONCLUSIONS DRAWN HEREIN) IS BASED ON INFORMATION DAR CONSIDERS RELIABLE, HOWEVER, DAR DOES NOT REPRESENT IT AS ACCURATE OR COMPLETE, AND IT SHOULD NOT BE RELIED ON AS SUCH. THIS REPORT (INCLUDING ANY INFERENCES OR CONCLUSIONS DRAWN HEREIN) IS PROVIDED FOR GENERAL INFORMATIONAL PURPOSES ONLY AND YOU ARE RESPONSIBLE FOR DETERMINING WHETHER ANYTHING CONTAINED HEREIN IS SUITABLE FOR YOUR PARTICULAR CIRCUMSTANCES, AND FOR SEEKING PROFESSIONAL TAX AND/OR INVESTMENT ADVICE AS APPROPRIATE. DAR DOES NOT GIVE TAX, LEGAL OR INVESTMENT ADVICE OR ADVOCATE THE PURCHASE OR SALE OF ANY SECURITY, INVESTMENT, CRYPTOCURRENCY OR DIGITAL ASSET. NONE OF THE INFORMATION CONTAINED IN THIS REPORT CONSTITUTES OR IS INTENDED TO CONSTITUTE A RECOMMENDATION BY DAR TO ACQUIRE, HOLD, INVEST IN, OR USE ANY PARTICULAR COIN, TOKEN, CRYPTOCURRENCY, PROTOCOL, COMPANY OR FOUNDATION.

You assume the entire risk of any use you make or permit to be made from this report. Without limiting the foregoing and to the maximum extent permitted by applicable law, in no event shall DAR have any liability regarding this report for damages, even if notified of such possibility.

The information contained herein is as of the date hereof and is subject to change without prior notice. We may provide oral or written market commentary or trading strategies to our clients that reflect opinions that are contrary to the opinions expressed in this research. Information containing any historical information, data or analysis should not be taken as an indication or guarantee of any future performance as past performance does not guarantee future results. None of DAR's products or services recommend, endorse, or otherwise express any opinion regarding any "coin", "token", "cryptocurrency" "protocol", "company" or "foundation" and none of DAR's products or services are intended to constitute investment advice or a recommendation to make (or refrain from making) any kind of investment decision and may not be relied on as such.